


\$1.00

MINI 4-H DOG



Allen County 4-H

Compiled by
Brian Gauck, Extension Educator, 4-H/Youth Development
Purdue University Cooperative Extension Service – Rush County

**Reviewed and Edited by
Area 7 Extension Educators**

RaeAnn O'Neill, CED, 4-H/Youth Development, Blackford County
Rich Chalupa, 4-H/Youth Development, Delaware County
Carolyn Minor, 4-H/Youth Development, Delaware County
David Caldwell, 4-H/Youth Development, Fayette County
Susan Trutner, CED, 4-H/Youth Development, Franklin County
Jonathan Ferris, 4-H/Youth Development, Jay County
Jeanette Findley, 4-H/Youth Development, Madison County
Scott Ripberger, 4-H/Youth Development, Madison County
Dan Kirtley, CED, AgNR/4-H/Youth Development, Randolph County
Sue Provost, CFS, 4-H/Youth Development, Randolph County
John Crites, CED, AgNR, 4-H/Youth Development, Union County
Debra Searcy, CED, 4-H/Youth Development, Wayne County

Resources and References

My Pet & Me, Mini 4-H Manual, Rush County, Indiana
Cloverbuds, Minnesota Extension Service, University of Minnesota
The Kids' Nature Book, Susan Milord, Williamson Publishing Co.

December 1997

Updated December 1998

Dog Update – Allen County 2002

Please Note: As a professional courtesy, the Area VII Extension Educators request that these materials NOT be copied or duplicated in any means. Copies of the materials may be requested for purchase.



Mini 4-H Parent's Page



Welcome to the Mini 4-H Program! Mini 4-H is designed for youth to explore a variety of project areas.

Your child received this project manual when enrolling in Mini 4-H. This manual will provide fun, age-appropriate learning activities throughout their year(s) in Mini 4-H and their interest in this project.

As a Mini 4-H parent, your job will be to guide and encourage your child through the activity. It is highly suggested that you do not complete the activities for them. Instead, help them, guide them, work with them, and let them do all that they possibly can. The 4-H motto is "learn by doing" ... and is the best educational tool that we can provide for youth.

Additionally, the Mini 4-H program is set up to allow your child to exhibit a project at the 4-H Fair. This project is based upon information within this manual.

The 4-H Fair is an exciting time for 4-H members and families. It is a week that allows community youth to showcase their talents, interests and enthusiasm for learning.

Mini 4-H is fun! Your child will certainly enjoy it. You can have fun too, by guiding and helping as your child participates in the program. Encourage and praise your child as he/she has fun learning and sharing with you.

If you have any questions regarding Mini 4-H or other 4-H programs, please feel free to contact your local Extension Office.



Mini 4-H'ers Page



Welcome to Mini 4-H! You are now a member of the 4-H family. You are a special person.


Mini 4-H'ers have lots of fun! There are lots of activities for you to explore. You can try new things. You can share it with your friends and family.

Mom or Dad, or another adult can help you with your project. And you can bring your project to the 4-H Fair! Lots of people will see what you have done. Plus, you get a ribbon made just for Mini 4-H'ers.

Here are some things to know about 4-H.

The 4-H Symbol:

A four-leaf clover with an "H" on each leaf.



4-H Colors:

Green and White

The 4-H Motto:

"To Make the Best Better."

The 4-H Pledge:

"I pledge my head to clearer thinking,
My heart to greater loyalty,
My hands to larger service, and
My health for better living,
For my club, my community,
My country and my world."



What about My Pet & Me?



Do you ever wonder about the animals that live in your home? Would you like to share with others how and where they live? There are so many fun things to do to get to know your pet, indoors and out, every month of the year.

My Pet & Me involves watching your special pet all around your homes. Luckily, you won't need much in the way of equipment to enjoy sharing your special pet with us. You already have the most important tools – your eyes, ears, nose, and hands!

There are some rules to keep in mind when selecting a new pet for your family. A fish needs room for an aquarium. And a big dog just wouldn't feel right in a townhouse or apartment. And any pet will need some special training. And that is something you can do. There is so much we all can learn. Caring for animals can be fun too. So let's learn about your pet.

◆ Activity 1 – Can We Keep It?

It is easy to become attached with many of the animals you find and bring home. But should you keep them as pets?

Very few animals make suitable pets. Many just require too much room, or their food needs are too hard to meet. Some animals that are cute when babies can be too much for your house when they grow up. Remember, animals that make the best pets are those that have been around people for many years. Animals like cats, rabbits, and dogs have been around people for many, many years. Let's look at how to select a pet.

You will need the following things:

- color pencils, markers or crayons
- 14" X 22" posterboard (any color) OR
- glue or tape

Here is what you do:


1. Ask a grown-up to help you read the list below or ask them to read it to you.
2. With your pencil or crayon, put a check on the checklist.

Can We Keep It?

	Me	Mom/Dad
1. Who is going to feed my pet?		
2. Who is going to water my pet?		
3. Who will take my pet for a walk?		
4. Who is going to clean the cage?		
5. Who will pay for the pet food?		
6. Who will take my pet to the vet?		
7. Who will train my pet?		
8. Who gets to keep my pet in their room?		
9. Who will take care of my pet when I am on vacation?		
10. Who will clean up when my pet dirties in the house?		

What did you learn about your pet?

Pets have a way of making people happy. How does your pet make you happy?



◆ Activity 2 – Go to an Animal Show

You will need the following things:

- A newspaper, show bulletin, or local fairbook.
- An adult to take you to the show.
- Permission from your parents to attend.
- Some time to spend at the show.


Here is what you do:

1. Gather information about an animal show in your area.
Contact your Extension Office to begin your search.
2. Talk to an adult to take you to the show.
3. Watch the show!

Which is your favorite animal?

Is there a show for your favorite animal near you?

Do you like dogs? Or Cats?



Dog shows are events that draw lots of people and dogs. How many dogs did you see?

Were they all different?

There are also horse shows, rabbit shows, and many other pet shows. These are good places to meet people who raise animals and to ask them questions about their animals. Some of the people may even be your age!

◆ Activity 3 – Pet Watching

You will need the following things:

- a quiet place to sit
- time to spend with your pet
- pencil or pen
- this page



Here is what you do:

1. Watch your pet for a whole day.
2. Write down what you see your pet do.
3. Share it with your friends.
4. Here is a chart to help you.

Time of Day	What my pet did.	How often?	Where?	Other things.

◆ Activity 4 – What My Pet Eats

You will need the following things:

1. Pet food and container.
2. Pencil
3. The chart on this page.

Here is what you do:

1. Read the label on the bag or box that your pet's food comes in.
2. Answer the questions after the chart.
3. Keep a chart of your pet.

Take responsibility for your pet by giving it the right care...food, water, shelter, exercise, grooming, and attention. Keep a record for one week of how you care for your pet. How often does it need the following things?

Day	Food	Water	Exercise	Grooming	Attention
Sunday					
Monday					
Tuesday					
Wednesday					
Thursday					
Friday					
Saturday					

◆ Activity 5 – Read about Pets

You will need the following things:

1. Books from home or the library about pets.
2. A good place to read.

Here is what you do:

1. Find lots of books about different kinds of pets. Even one you don't have.
2. Ask someone to help you read the books.
3. Enjoy learning about pets.

Here is some information to help you get started.

Cats – A bed is not necessary for a cat. They can curl up almost anywhere and be comfortable. A window, dirty laundry, or your beds are favorite places to sleep. What else did you read about cats?

Dogs – There are over 100 different kinds of dogs. They can be trained. They like lots of petting. They know different things by how they smell. Dogs use their tongues to keep cool. What else did you read about dogs?

Rabbits – They are quiet, can live in a cage, and can even use a litter box. They are soft and clean. What else did you read about rabbits?

Guinea Pigs and Hamsters – They like to have special cages or old aquariums to live in. They have soft fur. They are nocturnal. That means they are awake during the night. What else did you read about these pets?



Birds – Birds sing and some can even talk. They are pretty to look at. They eat seeds. What else did you read about birds?

Fish – Fish are quiet. They like to have clean water to swim in. The guppy fish is the most popular pet. They have lots of color and fancy tails. What else did you read about fish?

Other Pets – Do you have another idea of an animal for a pet? What did you read about this animal?

Activity 6 - Identify Parts of a Dog

Can you draw a line from the parts listed below to that part on the picture?



Ear Leathers

Elbow

Stop

Loin

Brisket

Muzzle

Occiput

Tuck Up

Withers

Pads

Activity 7 - Match the Type of Dog to what it does. Draw a line to connect it.

Police Dogs

Help farmers and ranchers by herding and guarding cattle and sheep.

Hearing Dogs

Make life enjoyable by being a friend and playmate.

Drug-Sniffing

Dogs are eyes and guides for their owners.

Wheelchair Assistance

Are ears, alarm clocks and smoke detectors for their owners.

Search and Rescue Dogs

Help ill or older people by offering companionship in a hospital or nursing home.

Canine "Therapists"

Are trained to be "cops," protecting their human partners and helping them find drugs, weapons and suspects.

Dog Guides or Leader Dogs

Often work at international airports "nosing" around for illegal items like drugs.

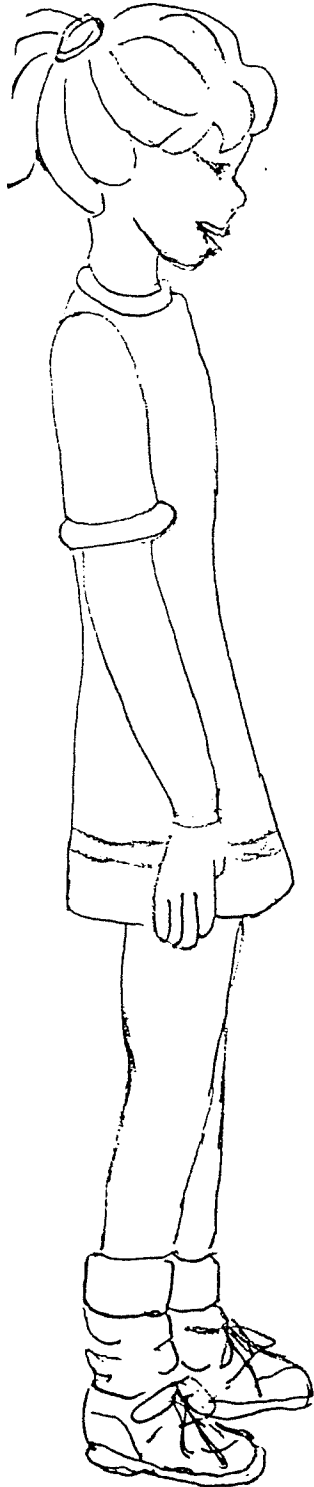
Pets/Companionship Dogs

Help people who use wheelchairs do things such as open elevator doors, turn out lights and pick up dropped items.

Livestock Dogs

Search for people who are lost, or trapped in buildings and other places damaged by earthquakes and other disasters.

If you are ever approached by a strange dog, you should:




*Stand quietly with your arms at your side




*Do not shout at the dog or wave your arms

*Do not grab at the dog or run away

* If a dog looks frightened or angry, leave it alone.

*Never stare at the dog.





What to Exhibit

Listed here are the projects you can exhibit at the fair. Make **one project** notebook or poster and bring it to the fair for judging. Check the fairbook or project manual for the date and time it is due. There may also be special project exhibit rules.

If you have any questions about your projects, talk to your 4-H Adult Leader or the Extension Office.

Make your very own scrapbook or a poster (14 inches by 22 inches) about your special pet. Inside you may want to put some of these things:

- ◆ My Name is...
- ◆ I am this old...
- ◆ My pet is a...
- ◆ My pet's name is...
- ◆ My pet is this old...
- ◆ My pet likes to eat this food...
- ◆ My pet sleeps in a....
- ◆ I like my pet because....
- ◆ A funny story about my pet would be...

Good Luck!

