




## Enrolling in 4-H Online as a Returning Youth Member

### Logging in to an Existing 4-H Online Account

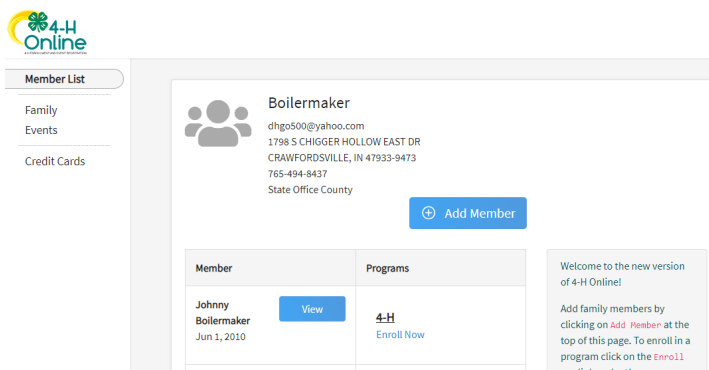
1. Go to <http://v2.4honline.com>.
2. Enter your email address and password.
3. Click Sign-In
4. Continue to **Youth and Mini 4-H Member Enrollment** to re-enroll youth members

If you have forgotten your password, click “Reset Password?” to receive an email with a link to set a new password.



### Youth and Mini Member Enrollment

If you are returning to 4-H, your member record will be listed on the family Member List. Click “Enroll Now” under 4-H.



Member	Programs
Johnny Boilermaker Jun 1, 2010 <a href="#">View</a>	<b>4-H</b> Enroll Now

1. Select the member's Grade and click Next.

2. Select to Confirm that you would like to enroll as a Club Member.

3. Click the Select Clubs button.

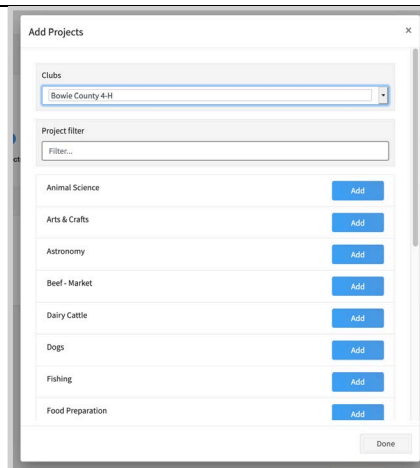
Fees	
Indiana 4-H Youth Development - Club Member Program Fee	\$15.00
<b>Total:</b>	<b>\$15.00</b>

4. Select the County in which your Club is located.
5. Click Add next to the Club you would like to join for the current program year.
6. Repeat steps 1-3 to add all of the Clubs in which you would like to participate for the current program year.

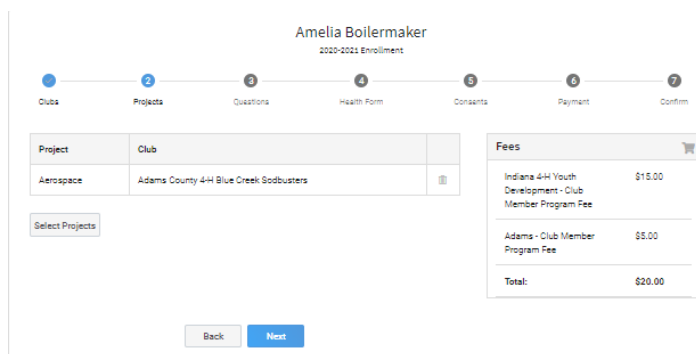
7. If you have enrolled in more than one club, be sure the Primary club is marked correctly. If not, click the Change to Primary button to mark a different Club as your Primary Club.
8. Click the trash can icon to remove a Club from the list.
9. Once all of your Clubs are added, click Next at the bottom of the screen.

7. Click Select Projects

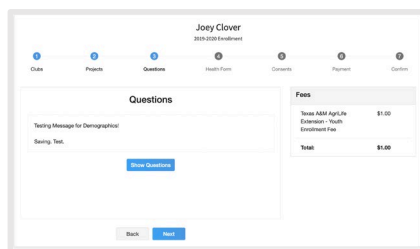
8. Select the Club with which you want your project to be associated.
9. Click the Add button next to the project you want to add to the member's enrollment.
10. Repeat steps 7-9 for each project in which you would like to participate in for the current program year.



11. Click the trash can icon to remove any projects.
12. Click the Next button once all the member's projects have been added.



13. Click "Show Questions"
14. Complete the enrollment questions. Some of the questions will be completed for you based on what you entered when you created your record.



NOTE: Any questions with a red asterisk (\*) are required. Questions may vary by Institution.

15. Complete the Health form fields and Consents.
16. Click the Next button at the bottom of the screen when you are done.

**\*Note\*** this is optional to fill out at this time, but it will still prompt you to sign the bottom of the screen.

Indiana 4-H Youth Development - Club Member Program Fee	\$15.00
Adams - Club Member Program Fee	\$0.00
<b>Total:</b>	<b>\$15.00</b>

17. Complete the Consents
18. Click the Next button at the bottom of the page when you are finished.

If no fees are due, click the Next button and skip to step 23.

19. If applicable, review the fees for the member.
20. If you are choosing to pay with credit card, you will need to Add New Card. This will redirect you to a new site. This site is not mobile friendly so you will need to be on a computer for this step using Google Chrome, Mozilla Firefox, or Safari web browsers (skip to step 22)
21. If choosing to pay with check to your County Extension Office, select **Payment for this invoice will be collected \*YOUR COUNTY\* County.** (skip to step 23)

Indiana 4-H Youth Development - Club Member Program Fee	\$15.00
<b>Total:</b>	<b>\$15.00</b>


[Type here]

22. If you selected to pay with credit card you will be redirected to enter that information. Fill out all the required fields noted with an \* and then click Continue. Upon completion you will be returned to 4-H Online.

Please enter your credit card information

\* Indicates required information

\* Payment method:



\* Credit Card Type:

\* Account Number:

\* Expiration Date:

\* Security Code:  [\(View example\)](#)

\* Name on Card:

**Billing Address**

\* Street Address 1:

Street Address 2:

\* City:

\* State:

\* Zip Code:

\* Country:

\* Email:

Day Phone:

Night Phone:

Mobile Phone:

**Return Policy Agreement**

There are no refunds on the State Program fee.

By clicking Continue, I agree to the above Return Policy

23. Review the enrollment information.

24. Once you have verified that the clubs and projects are listed correctly, click the Submit button.

Congratulations, your enrollment is complete!

### Amelia's Enrollment

Selected Units
Adams County 4-H Blue Creek Sodbusters, Adams - Primary

Selected Projects
Aerospace - Adams County 4-H Blue Creek Sodbusters

Fees	
Indiana 4-H Youth Development - Club Member Program Fee	\$15.00
Adams - Club Member Program Fee	\$5.00
<b>Total:</b>	<b>\$20.00</b>
<b>Selected Payments:</b>	
CHECK	
Owed to Adams	\$20.00

You will receive an email to let you know your enrollment has been submitted. You will receive another email when your County Extension office has approved your enrollment. You may view the enrollment status on the Member List. Any enrollments that have fees to be paid by credit card will process when the County Extension Office approves the enrollment. Should the transaction be declined, you will receive an email notification. It will include a link to login so that you may add another card or change your payment method.