



Diversify Your Farm with Perennials

insights from my
perennial ODDyssey



Why Perennials?

- Play the long game
- Regenerative
- Ecosystem benefits
- Yields
- Marketable crops



Where to put Perennials?

- Incorporate into unused spaces
- Integrate into existing operations
- Start new enterprises


















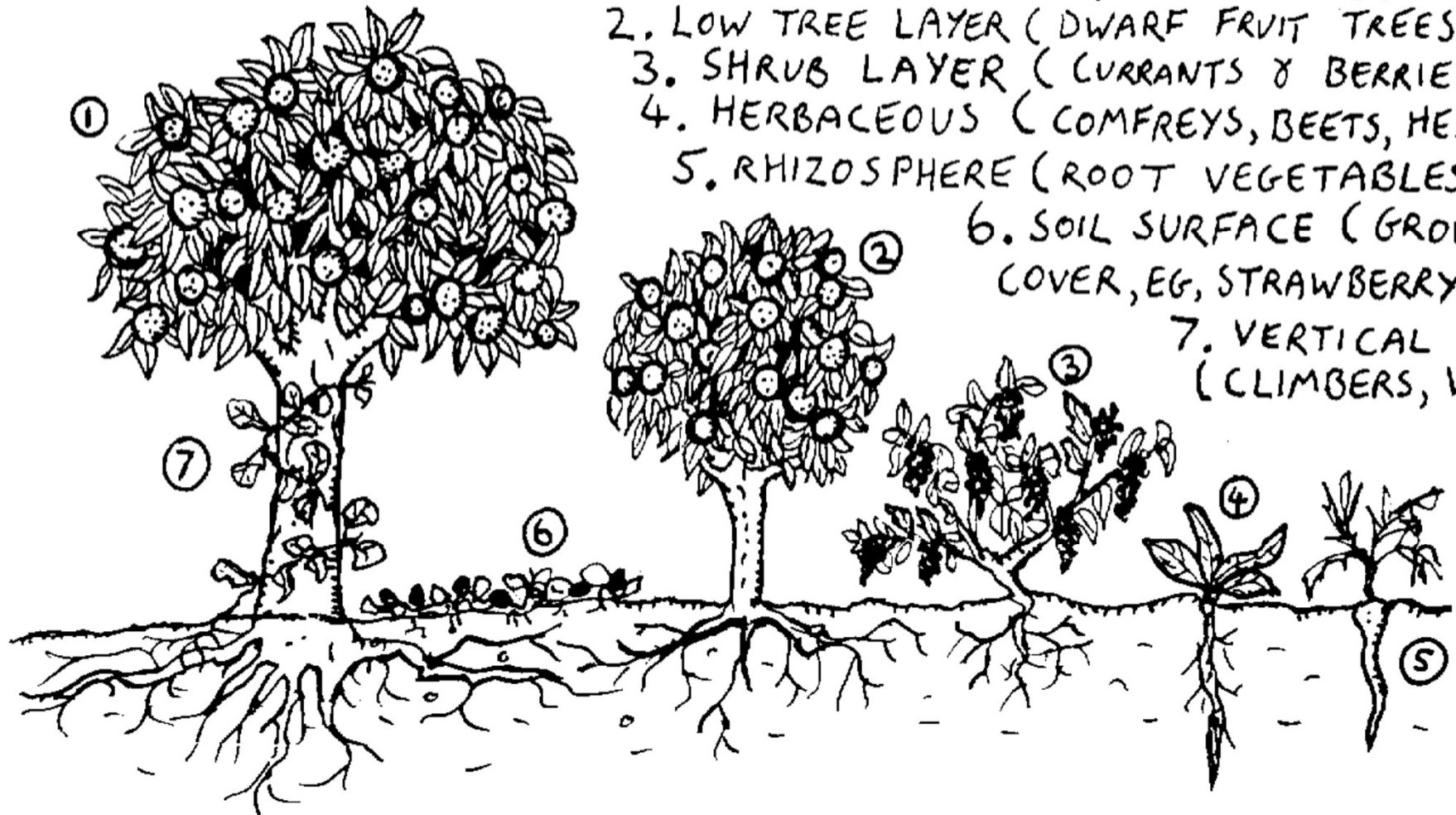


Permaculture Design

- Earth Care
- People Care
- Fair Share




1. CANOPY (LARGE FRUIT & NUT TREES)
2. LOW TREE LAYER (DWARF FRUIT TREES)
3. SHRUB LAYER (CURRANTS & BERRIES)
4. HERBACEOUS (COMFREYS, BEETS, HERBS)
5. RHIZOSPHERE (ROOT VEGETABLES)
6. SOIL SURFACE (GROUND COVER, EG, STRAWBERRY, ETC)
7. VERTICAL LAYER (CLIMBERS, VINES)



THE FOREST GARDEN: A SEVEN LEVEL BENEFICIAL
























































































































































Growing Perennials

- Layout
- Ground preparation
- Planting
- Maintenance

































