



# Mini 4-H Projects

Mini 4-H'ers in grades K-2 can choose up to two different projects to complete each year. Read the choices together with your family to choose projects to complete.

## Arts and Crafts

Experiment with crafts to make an art project of your choice.



## Beef

Complete a poster project and participate in a non-competitive show with an older 4-H'er's animal.



## Bicycle

Learn how to care for your bicycle and ride it safely. Display a bicycle poster.



## Bugs

Explore different kinds of bugs and insects. Make a poster about your favorite bug.



## Cake Decorating

Learn the basics of cake decorating. Display a frosted cake or styrofoam form.




## Dinosaurs

Learn about how dinosaurs lived long ago. Make a poster about your favorite dino or a dino diorama.




## Farm Animals

Select a farm animal and make a poster about it. Choose a dairy cow, beef cattle, goat, sheep, rabbit, poultry, horse, or swine.



## Foods

Learn about food groups and how to mix and measure ingredients. Make two no-bake cookies to display.



## Flowers & Garden

Learn how to care for your garden. Exhibit a vegetable from your garden, a poster with photos of your garden, or flowers cut in your garden.



Purdue University prohibits discrimination against any member of the University community on the basis of race, religion, color, sex, age, national origin or ancestry, genetic information, marital status, parental status, sexual orientation, gender identity and expression, disability, or status as a veteran. If you are in need of accommodations to attend this meeting, please contact Corey Sharp prior to the meeting at 574-533-0554 or [sharp22@purdue.edu](mailto:sharp22@purdue.edu) 2 weeks before. If you need an interpreter or translator, please contact Corey Sharp prior to the meeting at 574-533-0554 or [sharp22@purdue.edu](mailto:sharp22@purdue.edu) 3 weeks before. For special dietary needs, contact Corey Sharp prior to the meeting at 574-533-0554 or [sharp22@purdue.edu](mailto:sharp22@purdue.edu) 2 weeks before.

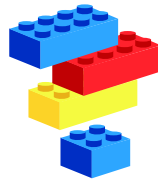
### Forestry

Learn about different trees and how trees help people and animals. Make an art collage or poster about trees.



### Models

Learn how to build and follow directions. Complete a snap together model smaller than 12 inches.



### Pets

Learn how to have fun and care for a pet. Use pictures to make a poster about your pet or a pet you would like to have.



### Photography

Learn the basics of photography by capturing everyday moments using simple cameras or smartphones.



### Sewing

Begin to collect the tools to start sewing. Exhibit a sewing box with a pin cushion, a simple placemat, or a completed stitching guide.



### Tractor

Learn about tractors, how they are used, and safety. Make a poster with pictures and a story about your favorite tractor.



### Wildlife

Learn what animals need to survive. Make a poster or diorama about a wild animal in Indiana.



Notes: You do not need to own an animal to participate in any project.  
Mini 4-H'ers will not drive a tractor in the tractor project.

Project manuals are available on the Purdue Extension Elkhart County 4-H website (<https://extension.purdue.edu/county/elkhart/4-h.html>), at Mini 4-H events, and at the Purdue Extension Elkhart County office. Posters and covers are also available for purchase at the Extension office (while supplies last).

Please call the Extension office at 574-533-0554 with questions.