



JASPER COUNTY 4-H



Summer 2025

Peyton Newman, Extension Educator, 4-H Youth Development

FAIR ENTRY *Reminder*

ALL 4-H PROJECTS you are intending to exhibit at our Jasper Co Fair **MUST be entered through the FairEntry website by June 30th**. Enclosed in this newsletter are step by step instructions for Fair Entry. The website to enter your projects is: <https://jaspercountyindiana.fairentry.com> Please contact the Extension Office with any of your questions at 219-866-5741



FairEntry

STEP BY STEP INSTRUCTIONS
CAN BE FOUND ON LAST PAGE
OF THIS NEWSLETTER

FAIRGROUNDS CLEAN-UP = SATURDAY JULY 12TH

All 4-H members are strongly encouraged to participate in the pre-fair clean-up day on Saturday, July 12th, beginning at 8:00 a.m. It takes a lot of people working together to get our fairgrounds ready for the fair activities. We will be cleaning out the barns and washing display cases in the exhibit hall. The more people helping, the less any one person has to do.

This makes a great community service project for 4-H clubs. If you plan on helping in the barns, push brooms, rakes and shovels come in handy.

Those helping with display cases should bring paper towels and window cleaner if possible. I hope to see many of you there.

If enough people show up, we should be finished around noon.



What: 4-H Awards Night

When: Tuesday, July 8th @ 6:00pm CST

Where: Exhibit Hall at Fairgrounds

Be on the lookout for invitations in your mailbox! If you receive an invitation, that means you are receiving an award!

FAIR TIME REMINDERS

All fair activities are CENTRAL TIME, unless otherwise stated. Please remember this when entering your projects/exhibits, or for judging times. Extension Office Hours: Before and during the Jasper County Fair, the Extension Office will be closed. We will be moving out to the fairgrounds on Monday July 14th and will return to the office on Monday, July 28th. If you need to reach us during that time, leave a Message on our office phone 866- 5741, or with the fair secretary at 866-7263.

Purdue University is an Equal Opportunity/Equal Access University

If you are in need of accommodations to attend this program, please contact the Extension Office

For special dietary needs contact, please contact the Extension Office

If you need an interpreter or translator, please contact the Extension Office

THANK YOU!

Be sure to send a thank-you note to the person or business that sponsored any trophy, plaque, trip, or other awards you receive this year. Names should be on the back or bottom of all trophies and plaques. If you need an address, call the Extension Office. It is through the generosity of these sponsors that we are able to send you on trips at no cost and to reward your hard work with such nice trophies. The 4-H Council furnishes thank you note postcards to all award winners.

CONGRATULATIONS TO OUR 48 TEN-YEAR MEMBERS FOR MAKING THE COMMITMENT TO 4-H FOR TEN YEARS. CHECK OUT THE TEN-YEAR MEMBER DISPLAY IN THE EXHIBIT HALL, FOR A PHOTO DISPLAY OF ALL OF THEM AND OUR FACEBOOK PAGE FOR INDIVIDUAL SENIOR SPOTLIGHT POSTS.

Congratulations!

Our ten year members are: Abby Hannon, Audrey Korniak, Braeden Roorda, Brayden Batley, Brock Hurley, Brock Robinson, Bryce McMorro, Bryce Waddle, Carly Drone, Chase Van Meter, Chloe Jordan, Dalton Wilson, Darius Lapsley, David Odle, Dillan Simmons, Eli Meyer, Elijah Arnold, Gabriella McDaniel, Grace Adams, Haley Anderson, Haley DeVries, Hunter Drain, Jack Boer, Jazlyn Steele, Jesilyn Fleming, Jonah Miller, Jonathan Pearson, Katelyn Kros, Kolby Hathaway, Laurel Clark, Lucas Idlewine, Lydia Redlin, Madison Graf, Madison Parrish, Maggie Hayes, Mallory Klingler, Michael FitzHenry, Morgan Taulman, Nevan Odle, Peter Wilson, Quentin Groom, Ryan Kellner, Rylee Sheldon, Sarah Simpson, Taylor Van Meter, Trinity Oliver

Last year members who are completing their last year this year include:
Andrew Schoonveld, Aydin Allen, Brayden Casko, Diego Hernandez-Reyes, Emily Steffan, Emily Warren, Jacklyn Lewis, Ryan Bell



Indiana 4-H Foundation Senior Scholarship Recipients

Maggie Hayes, Audrey Korniak, Morgan Taulman, Abby Hannon, Kolby Hathaway, Haley DeVries, Madison Graf, Dalton Wilson, Lydia Redlin, Laurel Clark

4-H ACCOMPLISHMENT SCHOLARSHIP RECIPIENTS



Audrey Korniak
Civic Engagement Category



Katelyn Kros
Plant and Environmental Sciences Category

EXTRA NOTES/REMINDERS:

- 4HOnline Livestock Enrollment Due Date of May 15th for ALL Livestock/animals required to be enrolled in 4Honline (Beef, Dairy, Goats, Horse & Pony, Sheep, Swine)
- FAIR ENTRY DEADLINE is June 30, 2025
- 4-Hers exhibiting beef, dairy, swine, meat goats, dairy goats, sheep, rabbits, and poultry must complete Indiana 4-H Quality Livestock Care or YQCA by June 30th.
- Swine may begin unloading at 10 pm on FRIDAY, JULY 18th - 8 am Saturday, July 19th.
- All species (other than swine) may not unload until 6 AM on Saturday morning.
- Livestock show times have CHANGED for some species - make sure to check the schedule on page 3, AND the Auction Eligibility Rules.
- ALL NON-LIVESTOCK PROJECTS Check-Out times will be from 9 AM– 12PM CST, July 26th.
- All Non-Auction animals will be released between 9 am and 12 pm on Saturday morning following the conclusion of the fair (July 26th) (exception - see swine).

IMPORTANT INFORMATION!

4-H BUILDING PROJECT CHECK-IN PROCEDURE

- All non-livestock projects are checked in at the Exhibit Hall.
- Take all of your projects to one of the registration tables.
- Once they are checked-in, a Junior Leader will place them on their respective table until it is time for judging.
- Enjoy the rest of your day!
- 4-H Building Project Judging Information
- Please check the Insight book to see when your project will be judged.
- Judging starts anywhere from noon–2pm
- If your project is late, it will be judged but will be placed on ribbon level lower

FAIR ENTRY AND YQCA NEW POLICY

New in 2025: The following statewide deadlines will be followed by all county programs annually:

- May 15 – All animals requiring 4-H Animal Identification (in accordance with Board of Animal Health regulations) must be identified in 4-H Online
- The items below must be completed by June 30th:
 - 4-H'ers exhibiting beef cattle, dairy cattle, swine, sheep, meat goats, dairy goats, poultry and rabbits must complete Indiana 4-H Quality Livestock Care or Youth for the Quality Care for Animals (YQCA). Purdue Extension educators provide multiple opportunities for youth in their county to complete the Indiana 4-H Quality Livestock Care in-person program but will not offer it close to the county fair. 4-H exhibitors may complete online YQCA up to project check in for their livestock projects. Any 4-H exhibitor failing to complete I4-HQLC or YQCA before arriving at the fair to check-in their animal(s) will not be permitted to advance through the fair's check-in process until YQCA has been completed online.
 - All exhibits must be entered into FairEntry for the county of exhibition.
 - Any 4-H exhibitor arriving at the fair to check-in an animal or non-animal exhibit and has not completed the FairEntry process will not be permitted to advance through the fair's check-in process until entry has been completed in FairEntry.
 - 4-H Educators have the discretion to change or update entries at the request of the 4-H'ers family.
 - A 4-H member may add or drop a project(s) adjusting their 4-H Online enrollment until that project's scheduled fair check-in closes. Animals requiring a May 15 identification cannot be added to 4-H Online after this May 15 deadline.

Note: The May 15 deadline referenced above will be extended to the following business day in a year when May 15 falls on a weekend

MANUAL AND RECORD SHEET POLICY

Manuals and record sheets will not be mandatory. Indiana 4-H still requires some paperwork for select projects (see chart below). If you wish to complete 4-H for the year, you must enroll in 4-H AND complete an exhibit or record sheet, or participate in a 4-H educational experience. If you have any questions, call the Extension Office at 219-866-5741.

Projects that still require paperwork


<https://extension.purdue.edu/county/jasper/4-h-youth.html> -> 4-H Project Record Sheets

All Arts & Crafts—craft card	Foods—food recipe card
Cake Decorating—Skills sheet	Horse and Pony—lease agreement, vaccination forms, health and Coggins form
Cat—vaccination form	Junior Leaders—paper manual
Collections—My Story & Record of Purchases	Sewing—sewing exhibit card
Consumer Clothing—manual needs for project	Woodworking—Tools, Technique, and Skills chart
Dairy cattle – lease forms	Ferret—vaccination form
Dog—vaccination form & training registration and release form	Electric—Skills and Knowledge chart

LIVESTOCK AUCTION THANK YOU POSTERS



If you sold an animal last year through the 4-H Auction at the fair, the auction committee suggests that you make a sign or small poster thanking the buyer of your animal. This sign should be no larger than 11" x 14" (1/4 of a posterboard). You can decorate it however you like, and hang it up by one of your animal's pens during the fair. When people visit the barns, they will see these signs, and should realize a couple of things: who the people and businesses are that supported the 4-H auction, and also how much the 4-H member (you) appreciate their support.



LIVESTOCK AUCTION

1. A public auction of 4-H livestock will be held at the fairgrounds on the Friday of the Fair at 2:00 p.m.
2. 4-H'ers **MUST** be present and take their own project animal through the sale ring. No exception to this rule unless cleared by 4-H Educator and/or 4-H Council Executive Board.
3. 4-H'er is responsible to have someone take their animal back to the barns in order for them to thank the buyers of their animal.
4. Only animals fed and exhibited as 4-H club projects are eligible to be entered in this sale.
5. Each 4-H Member, who has exhibited in respective livestock show, is eligible to sell only one (1) market animal in the livestock auction. Below is a listing of eligible market animals.
 - Beef Steer - Market Heifer - Dairy Beef Finished Steer - Meat Ducks - Meat Geese - Goat Wethers
 - Goat Market Does - Poultry Broilers and Roasters - Rabbit Meat Pen, Stewer, Fryer and Roaster
 - Market Sheep - Swine
 - Milk from the Grand or Reserve Grand Champion Dairy Cow and Dairy Goat Doe. Milk must be pasteurized. Dairy cows must be a 2-year-old or older cow and does must be milking. (Division Champions may sell if no other animal is eligible to sell). These animals **WILL NOT** be eligible for State Fair Exhibition.
 - Eggs of Grand or Reserve Grand Champion Poultry Layer. (Division Champions may sell if no other animal is eligible to sell). These animals **WILL NOT** be eligible for State Fair Exhibition.
6. All entries for the sale must be made with the sale clerk by 3:00 p.m., Wednesday of the Fair. (4-Hers that earn a grand or reserve grand champion title have the right to revise their auction entry. This revision must be made by Thursday at 10:00 am CST)
7. A consignment fee of \$15 per animal will be deducted from the 4-H member's check.
8. A \$25-dollar late fees will be assessed for any 4-H'er signing up after the posted deadline for the auction. Any late entries will not be printed in the sale bill, but will be announced at the auction as an addition.
9. 4-H members are responsible for their sale animal until loaded on the buyer's truck. Sale animals will be released after the auction.
10. A buyer will be available to purchase all swine, beef, goats and sheep shown in 4-H classes, but not sold through the 4-H Auction.
11. The 4-H Auction is to be a terminal sale with no retaining of animals allowed.
12. Auction Order for 2025 will be: Beef, Gallon of Dairy Milk, Dairy Steers, Eggs, Poultry, Turkey, Waterfowl, Rabbits, Sheep, Quart of Goat's Milk, Goats, Swine

2025 Pre-Fair Week CALENDAR

SUNDAY JULY 13	MONDAY JULY 14	TUESDAY JULY 15	WEDNESDAY JULY 16	THURSDAY JULY 17	FRIDAY JULY 18	SATURDAY JULY 19
	<ul style="list-style-type: none"> • SEWING CHECK-IN 8:30AM JUDGING 9AM • CONSUMER CLOTHING CHECK-IN 10:30AM JUDGING 11 AM • FASHION REVUE CHECK-IN 12:30PM JUDGING 1PM • COMMUNICATIONS 5PM 	<ul style="list-style-type: none"> • 4-H NON PERISHABLE PROJECT CHECK-IN 4- 8PM 	<ul style="list-style-type: none"> • 4-H PERISHABLE PROJECT CHECK-IN 7:30- 10AM (FOODS, FOOD PRESERVATION, CORN, SOYBEANS, FLORICULTURE) • 4-H NONLIVESTOCK PROJECT JUDGING 12PM & 2PM 	<ul style="list-style-type: none"> • 4-H SMALL PETS SHOW 1PM 	<ul style="list-style-type: none"> • 4-H CAT SHOW 9AM • 4-H DOG SHOW 9AM • 4-H SWINE MAY BEGIN UNLOADING AT 10PM 	<ul style="list-style-type: none"> • 4-H LIVESTOCK CHECK-IN AND UNLOADING 7AM • 4-H TRACTOR, LAWN AND GARDEN, ZERO TURN DRIVING 8AM • 4-H GARDEN CHECK-IN 9:30AM JUDGING 10:30AM • OPEN SHEEP SHOW 12PM

2025 Fair Week CALENDAR

SUNDAY JULY 20	MONDAY JULY 21	TUESDAY JULY 22	WEDNESDAY JULY 23	THURSDAY JULY 24	FRIDAY JULY 25	SATURDAY JULY 26
<ul style="list-style-type: none"> • OPEN HORSE AND PONY SHOW 8AM • MINI 4-H LIVESTOCK SHOW 1PM • PUBLIC FASHION REVUE 6PM 	<ul style="list-style-type: none"> • 4-H SWINE SHOW 8AM 	<ul style="list-style-type: none"> • 4-H DAIRY AND PYGMY GOAT SHOW 8AM • 4-H HORSE AND PONY 9AM • 4-H DAIRY CATTLE SHOW 10AM (OPEN SHOW TO FOLLOW) • 4-H MEAT GOAT SHOW 12PM 	<ul style="list-style-type: none"> • 4-H RABBIT SHOW 8AM • 4-H SHEEP SHOW 8AM • 4-H HORSE AND PONY 9AM • 4-H BEEF AND DAIRY BEEF SHOW 11AM 	<ul style="list-style-type: none"> • 4-H POULTRY SHOW 8AM • 4-H HORSE AND PONY 9AM • OPEN SWINE SHOW 10AM • 4-H RACING PIGEON SHOW 3PM (OR IMM. FOLLOWING POULTRY) • 4-H SUPREME SHOWMANSHIP 6PM • ADULT SHOWMANSHIP 8PM 	<ul style="list-style-type: none"> • PRE-AUCTION LUNCH 12PM • 4-H LIVESTOCK AUCTION 2PM 	<ul style="list-style-type: none"> • 4-H NONLIVESTOCK AND LIVESTOCK PROJECT CHECK OUT 9AM-12PM <p>NO LIVESTOCK MAY REMAIN ON THE GROUNDS AFTER 12PM</p>



NOTES

2025 4-H NON-LIVESTOCK PROJECTS

"Tentative" JUDGING SCHEDULE

Project	Date	Time CST
Aerospace	Wed July 16	2:00
Animal Posters	Wed July 16	12:00
Basketry	Wed July 16	2:00
Cake Decorating	Wed July 16	12:00
Ceramics/Pottery	Wed July 16	2:00
Child Dev/Health/Home Environment	Wed July 16	2:00
Collections	Wed July 16	12:00
Communications	Mon July 14	5:00
Computers	Wed July 16	2:00
Consumer Clothing (check in 10:30)	Mon July 14	11:00
Corn/Soybeans/Weeds	Wed July 16	2:00
Creative Writing	Wed July 16	2:00
Electric	Wed July 16	1:00
Exploring My World	Wed July 16	12:00
Farm Toy Scene	Wed July 16	12:00
Fashion Revue (check-in 12:30)	Mon July 14	1:00
Fine Arts	Wed July 16	12:00
Floriculture	Wed July 16	2:00
Foods	Wed July 16	12:00
Food Preservation	Wed July 16	12:00
Forestry/Wildlife/Bicycle/ATV	Wed July 16	2:00
Gardening (check in 9:30am)	Sat July 19	10:30
Geology/Entomology/Beekeeping	Wed July 16	12:00
Gift Wrapping	Wed July 16	2:00
Gingerbread Designs	Wed July 16	Imm Following Cake Decorating
Hopeful Horseman/Music/Sports Poster	Wed July 16	12:00
Leather	Wed July 16	2:00
Mini 4-H Show (Show Arena)	Sun July 20	1:00
Models/Plastic & Wooden	Wed July 16	12:00
Music Performance	Mon July 14	11:00
Genealogy	Wed July 16	2:00
Misc. Crafts/Holiday Ornaments/Decorations/Needlecraft	Wed July 16	2:00
Photography	Wed July 16	12:00
Plastic Building Blocks	Wed July 16	12:00
Recycling	Wed July 16	12:00
Scarecrow	Wed July 16	12:00
Scrapbooking	Wed July 16	12:00
Sewing (check-in 8:30 am)	Mon July 14	9:00
Shooting Sports/Small Engine	Wed July 16	12:00
Soil & Water Conservation	Wed July 16	2:00
Sportfishing	Wed July 16	12:00
Taxidermy	Wed July 16	2:00
Tractor/Lawn & Garden Tractor	Sat July 19	8:00
Vet Science	Wed July 16	12:00
Weather	Wed July 16	12:00
Woodworking	Wed July 16	1:00

2025 4-H NON-LIVESTOCK PROJECTS

"Tentative" CHECK-IN SCHEDULE

Project	Date	Time CST
All Non-Livestock Non-Perishable Projects	Tues July 15	4 pm-8 pm
Corn, Soybeans, Foods, Food Pres, Floriculture	Wed July 16	7:30 am-10 am
Garden	Sat July 19	9:30 am
Tractor/Lawn & Garden Tractor	Sat July 19	8 am

2025 4-H LIVESTOCK PROJECTS

"Tentative" CHECK-IN SCHEDULE

Project	Date	Time CST
Beef & Dairy Steer	Sat July 19	6 am - 2 pm
Cat	Fri July 18	8:30 am
Dairy Heifers	Sat July 19	6 am - 2 pm
Dairy MILKING Cows	Tues July 22	In Stalls by 9am
Dogs	Fri July 18	8 am
Horse & Pony	Fri July 18 Sat July 19	In Stalls by 6pm
Goats	Sat July 19	6 am - 2 pm
Pets & Small Animals	Thurs July 17	12:30 pm
Poultry/Turkey/Waterfowl	Sat July 19	6am-Noon & 2 pm - 4 pm
Rabbits	Sat July 19	6am-Noon & 2 pm - 4 pm
Sheep	Sat July 19	6 am - 2 pm
Swine	Fri July 18	10 pm-8am Sat

2025 4-H LIVESTOCK PROJECTS JUDGING

"Tentative" SCHEDULE

Project	Date	Time CST
Beef & Dairy Steer	Wed July 23	11:00 am
Cat	Fri July 18	9:00 am
Dairy Female	Tues July 22	10:00 am
Dogs	Fri July 19	9:00 am
Horse & Pony	Tues July 22, Wed July 23 & Thurs July 24	9 am each day
Dairy Goat	Tues July 22	8:00 am
Meat (Boer) Goat	Tues July 22	Noon
Pygmy Goat	Tues July 22	After Dairy
Pets & Small Animals	Thurs July 17	1:00 pm
Poultry/Turkey/Waterfowl	Thurs July 24	8:00 am
Rabbits	Wed July 23	8:00 am
Sheep	Wed July 23	8:00 am
Swine	Mon July 21	8:00 am
Supreme Showman	Thurs July 24	6:00 pm



2025 4-H LIVESTOCK Auction

Friday, July 25 - Lunch at noon - Auction at 2 pm


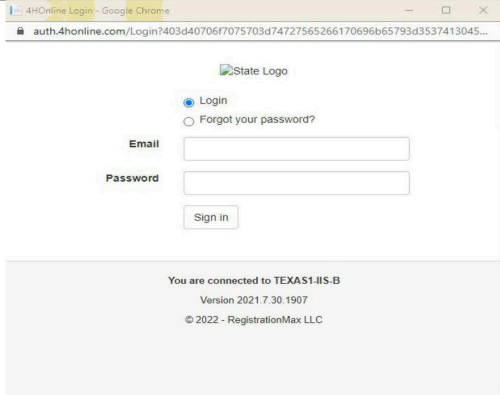
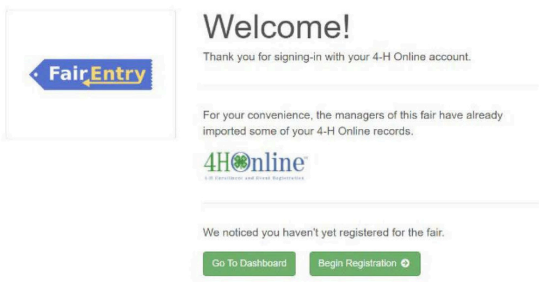
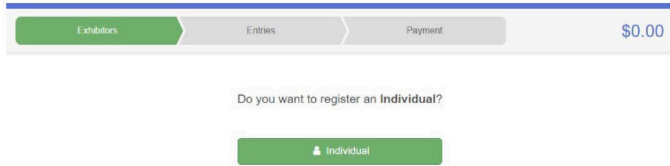
2025 JCFA OPEN SHOWS

- H&P Open Pleasure Show - July 20-8 am
- Sheep Open Show-July 19- Noon
- Dairy Female Open Show - July 22- Immediately following 4-H Show
- Swine Open Show - July 24 - 10 am (Check in Wed 5-7 pm& Thurs 5-7 am)


Register for the **Jasper** County 4-H Fair:

DATES OF REGISTRATION FOR FAIRENTRY

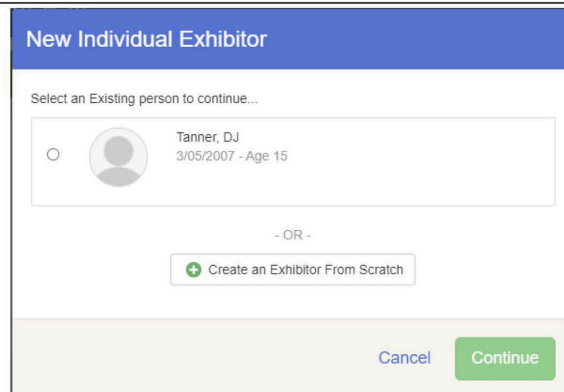
June 1 – June 30 2025

<p>1. Go to:</p> <p>https://jaspercountyindiana.fairentry.com</p> <ul style="list-style-type: none"> - Recommended browsers: Google Chrome or Mozilla Firefox. Older versions of Internet Explorer may cause unexpected results. - Register all entries for each exhibitor in the family before proceeding to the Payment section. - Be sure to click “submit” when you have completed your entries. Entries are not final until they have been submitted. 	
<p>2. Select the “Sign in with your 4-H Online” option – the GREEN box</p>	
<p>3. A separate box will pop up where you can enter the login email address and password from 4HOnline.</p> <p><i>(If you don't remember your password, you will need to select the “I forgot my password” option to get a temporary one emailed to you. If your email address has changed, log in using the old email address and change it in 4-H Online.)</i></p> <p>4. Click the “Sign in” box.</p>	
<p>5. This will take you to the Welcome screen, where you will need to select the green box to “Begin Registration.”</p>	
<p>SECTION 1 - EXHIBITORS TAB</p>	
<p>6. Choose the register an exhibitor button and click the green “Individual” box. There is no payment necessary during this process.</p>	




7. Choose the dot next to the name of the 4-H'er you would like to register and then click the green "continue" box.

Please do not create any exhibitors from scratch, as you will not be able to add exhibits for the projects you are enrolled in.



New Individual Exhibitor

Select an Existing person to continue...

☐


Tanner, DJ
 3/05/2007 - Age 15

- OR -

[+ Create an Exhibitor From Scratch](#)

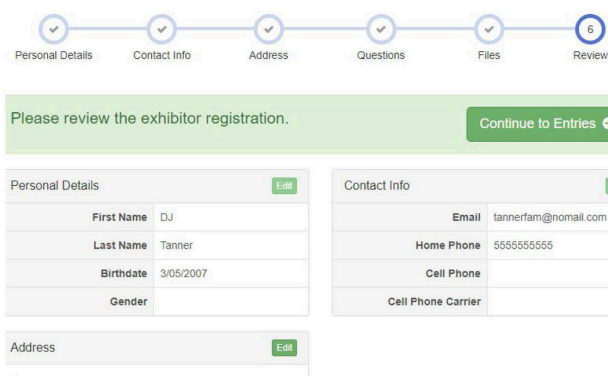
[Cancel](#) [Continue](#)

8. Answer any required questions and review the exhibitor registration information.

9. Make any necessary corrections (using the edit boxes). Remember that any corrections made here DO NOT transfer back to your 4HOnline Account

10. If Additional questions are required by your county, complete the questions and then select the green "Continue" box

11. When you are taken back to the Exhibitor information page, click the green "Continue to Entries" button



Progress: Personal Details ✓ Contact Info ✓ Address ✓ Questions ✓ Files ✓ **6 Review**

Please review the exhibitor registration. [Continue to Entries](#)

Personal Details		Contact Info	
First Name	DJ	Email	tannerfam@gmail.com
Last Name	Tanner	Home Phone	5555555555
Birthdate	3/05/2007	Cell Phone	
Gender		Cell Phone Carrier	

Address [Edit](#)

SECTION 2 - ENTRIES TAB

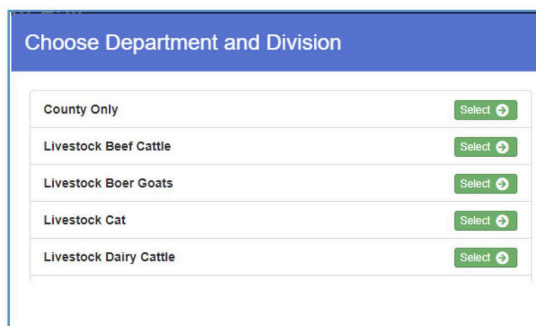
12. Click the green "Add an Entry" box to the right of the exhibitor's name.



Tanner, DJ

0 Entries [Add an Entry](#)

13. Click the green "Select" box next to the Department you would like to enter. Any departments that are not available for entry will be noted as "Not Available" with a short explanation.



Choose Department and Division

County Only	Select
Livestock Beef Cattle	Select
Livestock Boer Goats	Select
Livestock Cat	Select
Livestock Dairy Cattle	Select



14. Click the green “Select” box next to the Division you would like to enter.

Department	State Projects	Change
110: Aerospace (AE)		Select
120: Arts and Crafts, General (CR)		Select
125: ATV Safety Education (AS)		Select
130: Beekeeping (BK)		Select

15. Click the green "Select" box next to the Class you would like to enter

(Check the Jasper County 4-H I N S I G H T
B O O K for exhibition descriptions,
requirements and rules)

Starting an Entry		
Department	State Projects	Change
Division	160: Child Development (CD)	Change
<i>i</i> Select a Class to continue		
16011: Level A (CD)		Select
16021: Level B (CD)		Select
16031: Level C (CD)		Select
16041: Level D (CD)		Select

16. Review the selection of the Department, Division and Class. To correct errors in the Department, Division or Class, click the corresponding blue 'Change' button in case you mistakenly select an incorrect department, division, or class. Click the green 'Continue' button to move to the next step.

Exhibitors

Entries

Payment

Starting an Entry

Department	State Projects	Change
Division	160: Child Development (CD)	Change
Class	16041: Level D (CD)	Change

Continue

17. Select the dot next to the 4-H Club that you belong to and then select the green "Continue" box. Next, enter in a description of your exhibit and click Continue— *please be specific as this description for non-animal exhibits will be used to distinguish between exhibits, example – don't just type in "photo", type in more description, such as "Butterfly on leaf photo"*

18. Answer any Additional Questions required for that entry.

****Once you are done with the uploads, then click the green “Continue” box.**

Entry #59

Tanner, DJ

3/05/2007 • 14 years old

14-Male • Grade 9

#11

enclave

Training •

Boltonwaters Club

Club/Chapter

Details

Department

State Projects

Division

160: Child Development (CD)

Class

16041: Level D (CD)

Entry Details

Briefly describe your entry. (Required)

Continue



19. When each class entry is complete, you have 4 choices for what to do next:

- If this exhibitor has more class entries to make, you can Add another Entry
- If all class entries have been completed for one exhibitor, you can Register another Exhibitor in this family.
- If all entries for all exhibitors in the family have been completed, Continue to Payment to finalize and submit your entries.

***The payment section is a formality of the system. No payment is needed, but you must go through the steps to submit your entries.*

What do you want to do next?

For DJ Tanner:

[+ Add another Entry](#)

[+ Register another Exhibitor](#)

Everything looks good!

[Continue to Payment](#)

SECTION 3 – Animal Entries

20. The first two steps of selecting a department and division are similar. Once those elections are made, the exhibitor will be asked to first select a class.

Starting an Entry

Department	Livestock Beef Cattle	Change
Division	Heifers	Change
Select a Class to continue		
101001 : Angus Junior heifer calves (AN)		Select
101002 : Angus Winter heifer calves (AN)		Select
101003 : Angus Senior heifer calves (AN)		Select
101004 : Angus Late summer yearling heifers (AN)		Select
101005 : Angus Early summer yearling heifers (AN)		Select
101006 : Angus Spring yearling heifers (AN)		Select

20. To register an animal entry from 4-H Online, you will select the white “add an animal” box during the entry process.

21. A list of those animals that you have previously ID’d in 4-H Online that are eligible for that class are listed. Select the circle next to the animal you would like to enter. Then select the green “Select Animal” box.

***To enter a Cat, Dog, Rabbit, or Poultry, please select “Enter a New Animal Record”, and complete all applicable fields on the screen.*



Entry Animals

There is no animal in this slot

[+ Add an animal](#)

[Continue](#)

Adding an Existing Animal

Allowed Animal Types:

- Beef Commercial & Market Heifers
- Beef Registered Heifers

DJ Tanner

☐ Tattoo: 958DJ

[View Info](#)

[4HOnline](#)

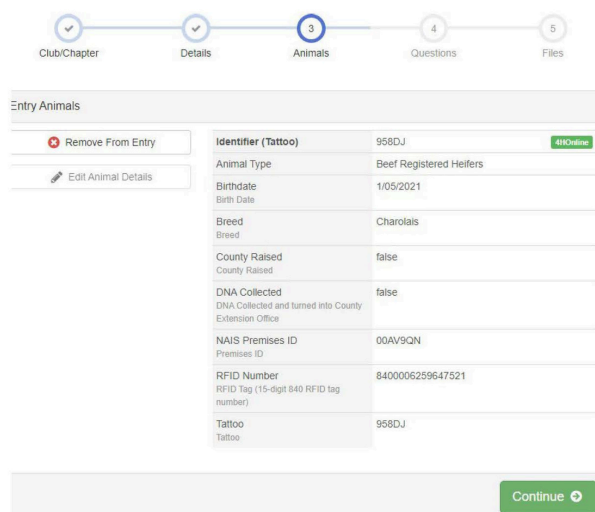
[Cancel](#)

[Select Animal](#)



22. All of the information about that animal will be pulled over from 4-H Online, so that you can check to make sure that is the correct animal. If you want to switch to a different animal, click on the “remove from entry” box. If it is correct, click the green “Continue” box.

23. This then takes you to answer any Additional Questions required for that entry (similar to Step 18).



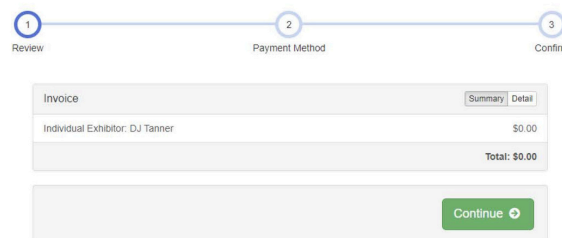
SECTION 4 - PAYMENT TAB

***The payment section is a formality of the system. No payment is needed, but you must go through the steps to submit your entries. It is best to enter all entries for all exhibitors in your family before completing the Payment and submission steps.

26. Review your invoice, in either summary format or detail format. If it looks correct, click the green “Continue” box. If not, go back to the entries tab and fix what you need to.

27. Select the green “Continue box.

28. Continue to confirm and submit your entries.
NOTE: Once you hit submit, you cannot edit your entries.



29. Click the Submit button to submit your entries.
30. You will receive a “Thanks!” message. You can choose the button to “Visit Dashboard” to see your entry.

You will receive an email from FairEntry after your entry has been submitted.

You will also receive an email from FairEntry letting you know if your entry was approved or rejected by the County Extension Staff. If part of your entry was rejected, a reason will be listed and you will be able to log in and fix the problem before submitting that entry again. Please contact the Jasper County Extension Office if you have any problems with this process at

CONTACT INFO

Phone: 219-866-5741 OR 219-866-4961

