


Important Reminders for First and Second Year Goat Showman!



Welcome to the Goat Project!

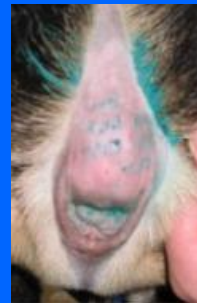
- If you have any questions about the information in this pdf, please contact Goat Club Leader, Hannah (Goeb) Knight, at hgoeb211@gmail.com

Wether Weigh In

- Every wether that you want to show at the fair MUST be weighed in on Saturday, May 3rd from 8:30 am – 10:00 am. Only bring wethers and wether dams on this date. DO NOT BRING COMMERCIAL DOES.
- If a wether or wether dam is not weighed during this times, you cannot show it at the fair.
- All wethers must have milk teeth to be shown at the fair. Milk teeth are usually in animals less than 1 year of age. Once a wether turns approximately 1 year old they will loose their milk teeth and can no longer be shown in 4-H.
- All wethers must be banded before weigh in. This should be done prior to weigh in so the line is not held up.
- Bring your Goat ID worksheet to record information as your wethers are weighed. This sheet is to help you organize your information, but is not submitted.
- Typically, a line of vehicles will form down the road east of the swine barn. Please get in line with your truck/trailer and wait for instructions. Please do not get out of your truck and walk up to the scales. We try to keep weigh in moving as efficiently and quickly as possible, and extra congestion by the scales and working area will slow the process down. As soon as you have weighed in, please immediately move your vehicle up so the line keeps moving.

Wether Weigh In

- As your wether(s) are weighed in, they will be ear tagged for identification.
- If you have a wether that has gopher or elf ears, we cannot ear tag him. His identification number will have to be tattooed into his tail at a later date. We WILL NOT have tattooing equipment available at weigh in. If you have a wether with those types of ears, you will tattoo his tag number in his tail by the fair check in!
- If you want to exhibit your meat goat wether and/or wether dam at the State Fair, you also need an RFID tag. RFID tags are \$3. You must also have DNA hair samples done. Dairy and Pygmy wethers planning to exhibit at the State Fair do not need a RFID tag.



Weigh-In at Fair

- ***NEW PROCEDURE STARTING IN 2024***
 - Wether and wether dam weigh-in at the fair will occur simultaneously at check in. The scales will be open from 6:30 pm - 9:30 pm on Saturday and 7:00 am - 11:00 am on Sunday. The animal's fair weight will determine what weight class the wether or wether dam will shown in at the fair. Wethers and wether dams will be broken up by similar weights so they can show with other animals that are relatively the same size.
 - Wether and wether dam weigh in must be completed by 11:00 am on Sunday of the fair.
- Milk teeth will be checked again at this weigh in. Any animal that does not have their milk teeth will be disqualified from the wether or wether dam show.

Wether Categories

- Wethers are shown in three different categories at our fair; Dairy, Pygmy & Meat wethers.
- A dairy wether is any animal from a dam and sire of the 9 ADGA recognized breeds. Meaning its mother and father must have been one of the following: Alpine, Lamancha, Nigerian Dwarf, Toggenburg, Saanen, Recorded Grade, Oberhasli, Sable Saanen, or Nubian.
- A Pygmy wether is any animal from a dam and sire that are both Pygmy goats.
- All other wethers that do not fall into the Dairy or Pygmy category must show in the meat wether show. This includes Boer goats, Myotonic goats, Kinder goats, Specialty Goats, and any other crossbred varieties of wethers.
- If you want to sell your wether in the Livestock Sale at the end of the fair, it must reach the required weight. Pygmy, Nigerian Dwarf, Kinder and Myotonic wethers must weigh 25 lbs. All other wethers and crosses must weigh 40 lbs.

Online Enrollment

- Due May 15th!
- Must enroll ANY animal you are thinking about showing at the fair. You are not committed to showing all of the animals you enter.
- Enroll your animals online at:
 - <https://v2.4honline.com>

Entering Does in the Correct Classes

- In June, you will receive info on the Fair Entry system and entering animals into classes for the fair.
- In order to enter in any Dairy Goat breed class, you must have registration papers in the 4-H members name. If you do not have papers, you will be required to show in the Dairy Grade class.
- In order to enter in any Boer Goat breed class, you must have registration papers in the 4-H members name. If you do not have papers, you will be required to show in the Commercial Doe classes.
- You will need to sign up for Showmanship and Milk Production classes you want to participate in on Fair Entry in July.
- New option for registration paper check: Bring your registration papers to the final Goat Club meeting of the year (June 24th) and get them checked at the meeting to help fair check in move quickly!

Entering Does in the Correct Classes


- Any animal that is over 2 years of age, must have freshened (kidded) at least once. If the doe has not freshened and is over 2 years of age it cannot be shown at the fair. Judges are trained to evaluate if an animal has freshened, and they will know if they have not.
- You will determine the age of the animal based on the show date, July 14th. All age calculations should be done using this date.
 - Example: Boer Doe born on January 14, 2025 would be 6 months old on July 14th and be entered in the 6-9 month class.

Registration papers must list the 4-H member as the owner!!

Registration number must be listed on online animal enrollment!

Tattoos on registration papers must match tattoos in the animal's ear at fair check in!

CERTIFICATE OF REGISTRATION



ISSUED: August 11, 2009	CLASSIFICATION: FULLBLOOD	REGISTRATION NO.: 10476206
OWNER: Lenard Farms 23936 George C. & Terri Lenard PO Box 13 Levelland, TX 79336	PERCENT BOER: 100%	
	TATTOOS: LEFT EAR: Y10 RIGHT EAR: GCL	SEX: Buck DOB: 03/08/09
	EXTERNAL ID: CHIP #: HORNS: Horned	
BREEDER: Lenard Farms 23936 George C. & Terri Lenard PO Box 13 Levelland, TX 79336	NAME: LENARD FARMS DANCING JACK	
COLOR DESC.: CORRECT		

* STUDED

TX630558 96207138 KAPTEIN **ENNOBLED** 8/1999

* STUDED

DSM 10032873 DSM CLOUD DANCING I-97-163-047

SIRE:

* STUDED

TX630514 96164024 DSM KALA **ENNOBLED** 7/2005

* STUDED

CJR 10063867 CIRCLE R CODI BIGDOG **ENNOBLED** 6/2005

JWN 10174397 JWN WAR DOG

PAT 10038945 LEE'S ANGEL


JWN 10319115 JWN T2B

DAM:

SCG 10021170 SCG BOCEPHUS

SCG 10102954 SCG BO'S M53

SCG 10014170 5-CG MISS ROSE



To transfer ownership of this animal please complete the transfer on the back and submit to ABGA with the appropriate fees. Please note that ownership is not transferred until ABGA completes its portion of the transfer and affixes the official documentation.

FOUNDATION CODES
 SP = SPANISH NU = NUBIAN
 LA = LaMANCHA SS = SAANEN
 AL = ALPINE O = OTHER

The * before the Registration number indicates a foreign registration number.

090721-013

Doe Identification

- All does that are being shown with registration papers must have identification to match the registration papers. This identification will be checked at fair check in. Any discrepancies will result in disqualification.
- All other does that are not registered are required to have a 5 digit county ID tag for identification. This identification will be recorded on your online animal enrollment due May 15th. These tags can be picked up at the Extension Office at any time. You must have these ID numbers and tags in the ears by the May 15th animal enrollment deadline. Do NOT bring breeding does to weigh in to get 5 digit county tags!
- Registered Pygmy does may use microchips as identification, however, you must provide your own microchip reader at check in.

Show Attire

- Please refer to the goat section of the handbook for proper show attire.
 - Dairy Breeding Show: White Shirt, White Pants, Boots
 - All other Shows: Nice Jeans (no holes), polo or button up shirt, Boots
- If you have questions, please ask a Goat Club Leader.

Fair Week Schedule

- Saturday, July 12th
 - 6:30 pm – 9:30 pm: Animal Check-In. DO NOT unload your animals until the superintendent or an assistant have checked your animal ID's , registration papers if applicable, and the vet has checked your animals! (Note: All registration papers must be in the 4-H'ers name)
- Sunday, July 13th
 - 7:00 am – 11:00 am : Animal Check-In. ALL goats must be on the grounds by 11:00 am.
 - 11:00 am - Goat Club Meeting & Ticket Drawing
 - 12:00 pm: Goat Exhibitor Meeting in Indoor Arena

- Monday, July 14th
 - 8:00 am : Breeding Stock & Showmanship Shows
 - 6:30 pm: Barn Pizza Party. All goat club members who have paid their family dues and immediate family eat free. All others \$5.
- Tuesday, July 15th
 - 4:00 pm: Pee Wee Showmanship, Grand Champion Sr. Showmanship Drive, & Market Animal Show
 - TBD: pm Milk Out for Milk Production
- Wednesday, July 16th
 - TBD: am Milk Out for Milk Production
 - 6:30 pm: Barn Dinner
 - TBD: pm Milk Out for Milk Production
 - 9 pm: Livestock Sale Entries due to Fair Office

- Thursday, July 17th
 - 11:00 pm: Livestock released except for sale animals. DO NOT remove animals from their pens before 11:00 pm!
- Friday, July 18th
 - 8:00 am: Clean out goat pens. You cannot receive your premium money until all your pens are clean and you have been given your card by the Superintendent.
 - 5:00 pm: Livestock Sale - We will let you know what time you need to be in the barn to line up.

- We hope this covered some of your questions about your goat project!
- If you have any questions, please feel free to contact one of the Goat Club Leaders and ask us!
- One last reminder, don't forget to complete your YQCA in order to show!
- We hope you will consider coming to our next Goat Club meeting on Monday, April 28th @ 6:00 pm in the Goat Barn!