



## Animal Identification

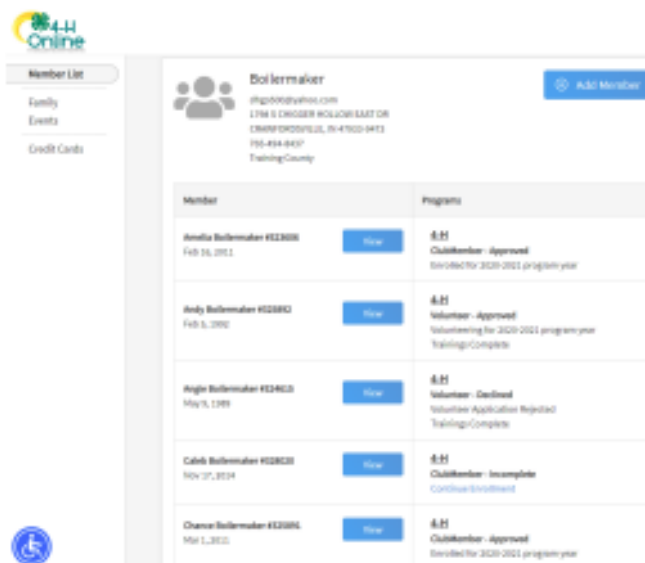
4-H members (Grades 3 – 12) must identify all Beef and Dairy Cattle, Goats, Horses, Llamas, Sheep and Swine in the 4-H Online system by the species deadline or earlier county deadline if applicable to be eligible for exhibition.

- Beef and Dairy Beef Steers, Beef Heifers, Beef/Dairy Feeder Calves, Dairy Cattle, Goats, Horses, Llamas, Sheep, and Swine must be entered into 4-H Online no later than May 15.

## Animal Identification in 4-H Online

Please complete the following steps to identify your livestock in the 4-H Online system.


1. Login to your family profile at: <https://v2.4honline.com> using your family email address and password associated with your 4-H enrollment record.
  - a. If you have forgotten your password, please use the 'Reset password' option on the 4-H Online login page, and you will be sent a new temporary password.
  - b. If you have forgotten your family email address or turned in a paper 4-H enrollment form, please contact your local Purdue Extension Office for assistance.
2. Click View next to the Member's record for whom you would like to add an animal




The screenshot shows the 4-H Online interface. On the left is a navigation pane with links: Member List, Family, Events, and Credit Cards. The main content area displays a member profile for 'Boilermaker' with contact information and a list of members. Each member entry includes a 'View' button. Below the member list is a table with columns 'Member' and 'Programs'.

Member	Programs
America Boilermaker #123456 Feb 15, 2012	4-H Outlooker - Approved Served for 2020-2021 program year
Andy Boilermaker #123457 Feb 15, 2012	4-H Volunteer - Approved Volunteering for 2020-2021 program year Training/Complete
Angie Boilermaker #123458 May 15, 2011	4-H Volunteer - Declined Volunteer Application Rejected Training/Complete
Caleb Boilermaker #123459 Nov 17, 2014	4-H Outlooker - Incomplete Continue Enrollment
Chance Boilermaker #123460 Mar 1, 2012	4-H Outlooker - Approved Served for 2020-2021 program year

3. Click Animals in the navigation pane.
4. Click the blue Add an Animal button.



The screenshot shows the 4-H Online interface with the 'Animals' section selected in the navigation pane. The main content area displays a message 'No Animals Registered.' and an 'Add an Animal' button. A dropdown menu at the top right shows the current year '2020-2021'.

5. Click on Add New Animal to start adding a new animal.
6. Select the appropriate animal type from the drop-down menu.
7. Enter the required Tag, Tattoo, or Animal Name as directed (see Key) 
8. Click Save.

Add an Animal

**Add New Animals**

Adding a new animal not previously registered can be done here.

**Previously Added Animals**

Animals that have been added and approved by the member in a family member's ongoing program can be set in an animal's future account program plan.

Cancel Save

9. Read the on-screen instructions for Animal ID requirements for County Fair and Indiana State Fair Exhibition.
10. Click on the button "Show Questions" after reading the instructions
11. Required fields are indicated, but be sure to complete all other visible fields as applicable.
12. Click next once completed.
13. Upload any files if required or necessary for the particular Animal type.
14. Click next once completed.
15. Review the entered information. Use the Back button at the bottom of the page to return to the previous screen to make corrections if needed.
16. Once the entered information is correct and reviewed, click the Submit button.
17. The animal information will display on the screen with the status, created, modified, and submitted date and time stamp (local time). You will also receive a confirmation email upon submission.
18. To add more animals for the same member repeat steps 3-17. To add animals for another member return to the Member List and View another member.

## Family Enrollment of Animals

<b>Beef and Dairy Beef Steers</b>	840-RFID Tag and 5-digit County Tag and DNA Hair Sample
<b>Commercial and Market Heifers and Dairy Feeder</b>	840-RFID Tag and 5-digit County Tag and DNA Hair Sample
<b>Beef, Registered Heifers</b>	840-RFID tag and Tattoo and DNA Hair Sample
<b>Dairy Cattle</b>	840-RFID tag and animal's registered name and registration number (or dam's registration number) and DNA Hair Sample
<b>Dairy Goat Females, Registered</b>	Breed Registry Tattoo
<b>Wethers</b>	5-digit County Tag or Tattoo
<b>Meat Goat</b>	
<b>Wethers</b>	840-RFID Tag and 5-digit County Tag and DNA Hair Sample
<b>Boer Goat Females, Registered</b>	Breed Registry Tattoo and DNA Hair Sample
<b>Market Goat Does (Wether Dams)</b>	840-RFID Tag and 5-digit County Tag and DNA Hair Sample
<b>Pygmy Goats Registered</b>	Breed Registry Tattoo or Microchip that Matches Registration Papers
<b>Unregistered</b>	Official USDA Scrapie Tag or Official Scrapie Tattoo
<b>Horses and Pony</b>	Two Color Pictures
<b>Llama and Alpaca</b>	Two Color Pictures
<b>Sheep</b>	
<b>Market Lambs</b>	840-RFID Tag and 5-digit County Tag and DNA Hair Sample
<b>Commercial Ewes</b>	840-RFID Tag and 5-digit County Tag/or official scrapies tag and DNA Hair Sample
<b>Registered Ewes</b>	840-RFID Tag and ID that matches registration Papers and DNA Hair Sample
<b>Swine</b>	840-RFID Tag and Ear Notch and DNA Hair Sample

