

TREES need people

PRUNE IT RIGHT

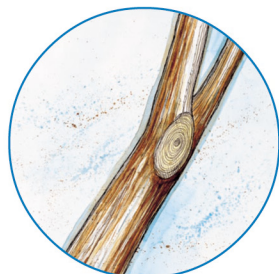
Improper Techniques



Leaving stubs.




Using wound paint encourages decay.



Cutting flush to the trunk.

Proper Three-Cut Pruning Method



CUT ① Undercut a third of the way through the branch 12"-18" from the trunk.

CUT ② Cut the branch off, from the top, 2"-3" above the undercut.

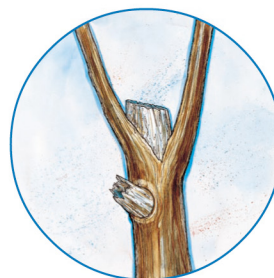
CUT ③ Remove the remaining stub by cutting outside the branch collar.

Avoid Topping


Topping occurs when the canopy is removed from a tree.



Topping is unsightly and weakens the tree.



Topping injures the tree and causes decay.



Topping looks unnatural and weakens the branches.

A properly pruned tree should not look pruned.



USDA Forest Service



PURDUE EXTENSION



Indiana Department of Natural Resources

FNR-199-W