

SWINE GENETICS



Fact Sheet Number 4

Inbreeding in Swine

Inbreeding is the mating of individuals that are related. In the strict sense, all members of a breed are related. As a result, any seedstock producer is practicing some inbreeding. Therefore, we generally reserve the term inbreeding for the mating of animals that are more closely related than the average of the breed.

Most breeds of livestock went through a phase of inbreeding early in their development. This resulted from the need to establish color patterns and other aspects of physical appearance. Since one of the results of inbreeding is to establish more genetic uniformity, those traits that have simple means of inheritance can be fixed more easily with the aid of inbreeding.

Genetic and Phenotypic Effects

Inbreeding can have dramatic effects on a herd. These effects are the result of individuals receiving identical genes from each parent. If the parents are related it is more likely that they have genes that are identical. When an individual receives an identical gene from each parent it is said to be homozygous for that pair of genes. This would be desirable if the gene it received from each parent lead to superior performance. However, most animals carry undesirable genes that usually remain hidden unless the animal has a pair of them. An inbred individual is more likely to have gene pairs with identical members, so is more likely to express undesirable genes. This leads to a decline in performance called inbreeding depression. This phenomenon is

well documented in all of the major livestock species. It is essentially the opposite of heterosis which is the advantage gained from crossing lines or breeds.

Measurement of Inbreeding

Inbreeding in an individual is measured with the inbreeding coefficient. The inbreeding coefficient measures the percent increase in homozygous gene pairs in an individual relative to the average of the breed. If an individual has an inbreeding coefficient of .25, it means that it is expected to have 25% more homozygous gene pairs than a non-inbred individual from the same population.

The inbreeding coefficient can have any value between 0 and 1.0 although it is unlikely for it to have a value much above .5 in most herds of livestock. It is fairly easy to have it approach 1.0 in plant species where self-fertilization is possible. There are also some lines of laboratory animals with very high average inbreeding coefficients. A few lines of beef cattle and swine that have

undergone intense inbreeding for 40 to 50 years have average inbreeding coefficients of .5 to .6. This takes many generations of full-sib or parent-offspring matings to accomplish. Therefore, an inbreeding coefficient over .5 is unlikely in a purebred herd of pigs.

The general formula for an inbreeding coefficient is as follows:

$$F_x = \sum [(1/2)^{n+1}(1+F_A)]$$

where:

F_x = inbreeding coefficient of individual X

\sum = summation sign, means that the values in the brackets are to be added together

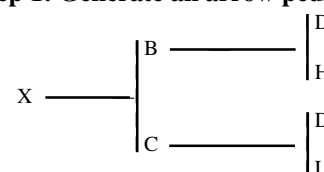
n = number of segregations (arrows) between the sire and dam in each separate path through the common ancestor

F_A = inbreeding coefficient of the common ancestor in each separate path.

A common ancestor is an individual that appears on both the sire and dam side of the pedigree. Whenever a common ancestor is inbred, his/her inbreeding coefficient will have to be calculated before the inbreeding coefficient of individual X can be determined.

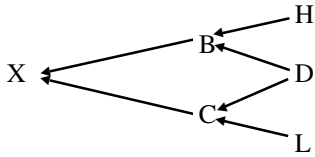
The calculation of an inbreeding coefficient involves several steps which need to be followed carefully.

Step 1: Generate an arrow pedigree.



Author: David S. Buchanan,
Oklahoma State University,

Reviewers: Kreg Leymaster,
USDA MARC, Clay Center NE;
Ken Stalder, Univ. of Tennessee,
Jackson, TN; William Luce,
Oklahoma State Univ.,
Stillwater, OK



Step 2: List all paths that connect the sire and the dam.

$$B \leftarrow \text{-----} D \text{-----} \rightarrow C$$

Step 3: Locate the common ancestor in each path.

$$B \leftarrow \text{-----} "D" \text{-----} \rightarrow C$$

The common ancestor is that individual that the arrows point away from. It is the ancestor that both parents trace back to.

Step 4: Determine if the common ancestor in each path is inbred. If so, calculate the inbreeding coefficient of the common ancestors.

The rules for determining the inbreeding coefficient of the common ancestor are no different than calculating the inbreeding coefficient of any other

individual. If the common ancestor is inbred, simply construct its pedigree and go through each step of the process as if it were the individual of interest.

In this example, the common ancestor is D and its inbreeding coefficient is assumed to be 0 since neither of its parents are known.

Step 5: Count the number of arrows in each path to determine the value of "n".

In this pedigree there is only one path and it has two arrows. Therefore, n=2.

Step 6: Calculate the value of each path connecting the sire and dam of the individual in question.

$$\begin{aligned} \text{value of path} &= \frac{1}{2}^{n+1}(1+F_A) \\ &= \frac{1}{2}^{2+1}(1+0) \\ &= \frac{1}{2}^3 = .125 \end{aligned}$$

Step 7: Add together the value for each path connecting the sire and dam of the individual in question.

$$F_x = \sum [(\frac{1}{2})^{n+1}(1+F_A)]$$

Since there is only one pathway in this example the inbreeding coefficient of X is .125.

The inbreeding of individual Z is the sum of the values of the three paths which is .50.

Measurement of Relationship

The relationship between two animals is evaluated with the relationship coefficient. It measures the probability that two individuals have a particular gene in common because of common ancestry. It can also be said to measure the proportion of genes two individuals have in common because of common ancestry. The relationship between a parent and offspring or between full sibs is .5 while the relationship between two half sibs or an individual and its grandparent is .25. The relationship is calculated as follows:

$$R_{XY} = \frac{\sum [(\frac{1}{2})^n(1+F_A)]}{\sqrt{(1+F_X)(1+F_Y)}}$$

(This is the relationship coefficient)

where:

R_{XY} = relationship between individuals X and Y

Σ = sum together all the values of the paths

n = number of arrows connecting X and Y

F_A = inbreeding coefficient of the common ancestor

$F_X \text{ and } F_Y$ = inbreeding coefficients of animals X and Y.

The numerator is obtained in almost exactly the same manner as an inbreeding coefficient. The only differences are that the pathways are now between individuals X and Y instead of between the parents and the exponent used is n instead of n+1. Otherwise the steps involved are identical.

Example 2

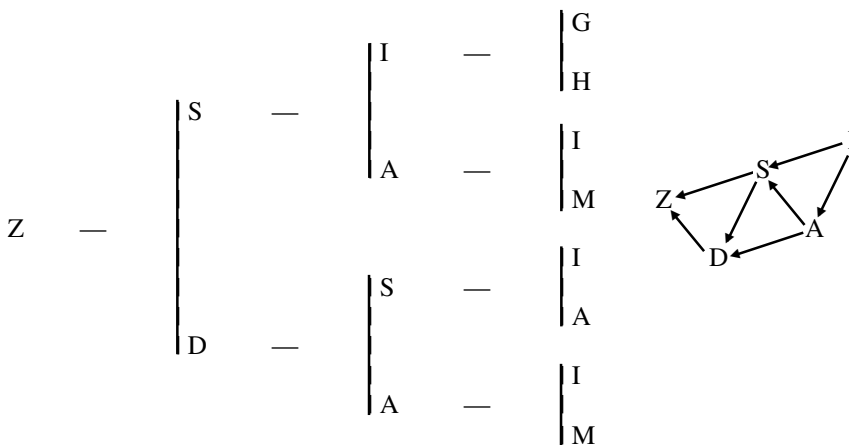
Calculate the relationship coefficient between Z and S (R_{ZS})

This is the same pedigree as for Example 1.

Therefore, individuals Z and S are expected to have .8216 of their genes in common. If they had been a normal sire and son, the relationship would have been .5. However, there was a large degree of relationship due to other sources other than them being simply a sire and son.

Example 1

Calculate the inbreeding coefficient of Z (F_Z)



Pathways	Inbreeding of Common Ancestor	n	Value of Path
S ----> D	$F_S = .25^*$	1	$\frac{1}{2}^{1+1}(1+.25) = .3125$
S <----A----> D	$F_A = 0$	2	$\frac{1}{2}^{2+1}(1+0) = .125$
S <----I----> A----> D	$F_I = 0$	3	$\frac{1}{2}^{3+1}(1+0) = .0625$
			= .500

* Inbreeding of S

path I----> A value = $\frac{1}{2}^{1+1}(1+0) = .25$

Inbreeding Depression in Swine

Inbreeding depression is the decline in performance that is associated with inbreeding. Since inbreeding depression and heterosis from crossbreeding are essentially opposite effects, it is not surprising that the same traits that respond well to crossbreeding will respond adversely to inbreeding. These would include reproductive traits such as libido in boars, litter size, and weight and survival rate. Growth rate is also affected by inbreeding. Data from the inbreeding studies in the United States were pooled to evaluate the magnitude of inbreeding depression in swine (Bereskin et al., 1968). Results were adapted to construct Table 1. Inbreeding of both the pigs and the dam have a substantial negative effect on litter size, pig weight and growth to 154 days.

The inbreeding of the boar had little effect on litter size or pig weight in these studies. Other research indicated that boars from highly inbred lines had more problems with lack of libido and delayed puberty than less inbred boars (Hauser et al., 1952, Missouri Agr. Exp. Sta. Res. Bull. 503).

Effect of Inbreeding in a Seedstock Herd

Inbreeding is nearly unavoidable in seedstock herds since it is frequently difficult to find new breeding stock that is not at least partially related to animals in an existing herd. Care should be taken to keep it at a fairly low level by avoiding mating of brothers with sisters or parents with their offspring. Mating of individuals with grandparents in common should also be avoided. Close breeding within small herds or family

groups not only produces rapid inbreeding buildup and, hence, depression, but can produce random losses of desirable genes.

If inbreeding builds up, the first economic effect will be that fewer boars and gilts will be available to sell. In addition, the pigs will have poorer performance so that they will not be as attractive to customers interested in performance.

Genetic improvement in swine should originate in seedstock herds. Inbreeding affects rate of genetic improvement in several ways. There is a small increase in prepotency (the degree to which a boar or gilt will pass his or her characteristics consistently). This is more than counteracted by the decline in selection intensity and loss of genetic variation. Selection intensity is a function of the proportion of boar and gilt candidates that are actually selected. Selection will be less intense since more boars and gilts will be needed as replacements and there will be fewer to choose from. Furthermore, the variation will be less among the animals since inbreeding reduces intraline genetic variation.

Avoidance of Inbreeding

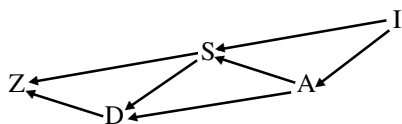
Inbreeding should be avoided. This is an issue to both the seedstock producer and to breed organizations. It can be an obvious economic detriment to a seedstock producer but breed organizations also need to pay attention to inbreeding in the breed. They should be promoting breeding programs that maximize the quality of their product for commercial swine producers. There are several procedures that can be followed to avoid inbreeding. The first, and most obvious, approach is to simply examine pedigrees before breeding commences so that closely related boars and sows do not mate. It is probably best to avoid mating individuals with parents or grandparents in common. Producers should also be encouraged to keep the ratio of females to males low. Mating large numbers of sows to each boar will tend to increase inbreeding. This, obviously, is a consideration when artificial insemination is used. It is also helpful to keep replacement breeding stock from several parents instead of making one, or a few, boar or boars the focus of the breeding program.

Table 1. Inbreeding Depression for Several Traits in Swine

F ^a	born alive number	birth weight lb	litter size weaning number	weaning weight lb	154-day weight lb
.10	-.3	-.07	-.5	-.97	-2.3
.20	-.6	-.10	-1.1	-2.79	-10.9
.30	-.9	-.11	-1.8	-5.10	-22.2
.40	-1.2	-.13	-2.5	-7.59	-33.0
.50	-1.5	-.18	-3.1	-9.91	-39.2

^a inbreeding coefficient for both the pig and the dam

Adapted from Bereskin, B., C.E. Shelby, K.E. Rowe, W.E. Urban, Jr, C.T. Blunn, A.B. Chapman, V.A. Garwood, L.N. Hazel, J.F. Lasley, W.T. Magee, J.W. McCarty and J.A. Whatley, Jr. 1968. Inbreeding and swine productivity traits. *J. Anim. Sci.* 27:339.



Pathways	Inbreeding of Common Ancestor	n	Value of Path
Z <-----S	F _S = .25	1	1/2 ¹ (1+.25)
Z <-----D <-----S	F _S = .25	2	1/2 ² (1+.25)
Z <-----D <-----A <-----> S	F _A = 0	3	1/2 ³ (1+0)
Z <-----D <-----A <-----I <-----> S	F _I = 0	4	1/2 ⁴ (1+0)
		Σ	= 1.125

$$R_{ZS} = \frac{1.125}{\sqrt{(1+.5)(1+.25)}} = .8216$$

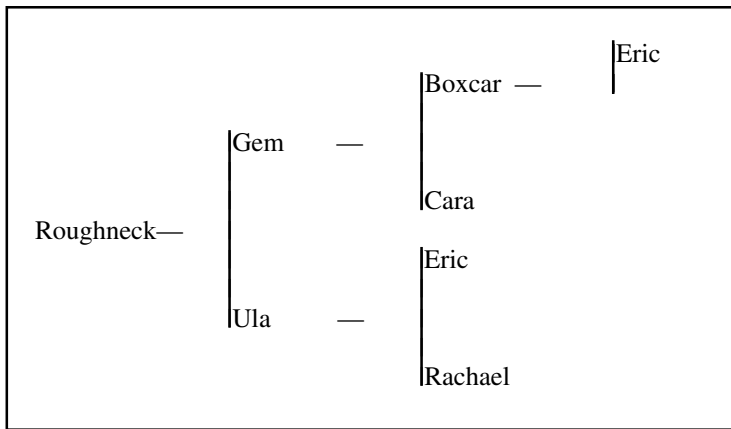


Figure 1. Pedigree of Roughneck

Uses of Inbreeding

Inbreeding can have several benefits to a seedstock producer if the breeder understands how to monitor it and is willing to sacrifice some performance in the process. Inbreeding tends to subdivide a breed into families that can be identified and crossed with some small benefit. Creation of families is unlikely to contribute to genetic improvement but may aid in merchandising if other members of the family have done well. Certain families may demonstrate superior performance, but if a family group has poor average performance, it should be discarded quickly.

Inbreeding also promotes an increase in prepotency which is the ability of an individual to consistently pass on its characteristics. This prepotency results from the increase in homozygosity. Since an inbred individual will have more homozygous gene pairs than a non-inbred individual, there are fewer possible gene combinations for the sperm or egg cells. As a result the offspring should be more similar to each other.

Linebreeding

Linebreeding is probably the best known use of inbreeding. It is an attempt to maintain a high relationship to some outstanding ancestor while keeping inbreeding as low as possible. The pedigree of Roughneck in Figure 1 shows a fairly good example of linebreeding. The degree of relationship to Eric is high (.36) but inbreeding is at an acceptable low level (.06).

Linebreeding has been attempted in most breeds of swine. It has the advantage of maintaining genes from outstanding individuals that are no longer available for breeding purposes. It also helps in recognition since the breeder can use the name of the ancestor at the center of the linebreeding. This is fine if this ancestor is truly outstanding. Many of the boars that are the object of linebreeding are probably very good but this may not be true in all cases. Other dangers associated with linebreeding include the inevitable buildup of inbreeding and the possibility of linebreeding to an inferior son of an outstanding boar.

Linebreeding should be attempted only in superior herds that have difficulty finding outside boars that are of sufficient merit to improve that herd. The ancestor that is the object of the linebreeding should be clearly outstanding with reference to clear performance criteria. A good linebreeding program takes time to develop. During that time the producer should be watching industry trends carefully. Not only is it important to know how to start a linebreeding program properly, it is also important to know when industry trends have begun to emphasize new criteria so that the linebreeding program focuses on the future instead of the past.

Recommendations

Inbreeding should be avoided as much as possible by anyone that does not have a clear understanding of its use. Unless approached very carefully, the dangers of inbreeding far outweigh the advantages. Linebreeding can be an effective tool for perpetuating the genes from an outstanding ancestor. It should be used only in herds that are superior and only those boars that are clearly outstanding should be the object of a linebreeding program. Mating of close relatives, such as brothers with sisters or parents with offspring, should be avoided in any situation.