

WEED 'EM AND REAP

THE NEWSLETTER OF THE DELAWARE COUNTY MASTER GARDENER ASSOCIATION | AUGUST 2019

EXECUTIVE BOARD

Dottie Kreps

President
dkreps1918@gmail.com

Sarah Kreps

1st Vice President
sjkreps@juno.com

Mary Ippel

2nd Vice President
maryippel1012@gmail.com

Deanna Hines

Secretary
tdhines1@aol.com

Kate Bell

Treasurer
k8bell1@gmail.com

Nancy Miller

Historian
miller_nancy@comcast.com

Kathy Hutson

Member-at-Large
kihutson@yahoo.com

Barry Turner

Member-at-Large
icemanturner@comcast.net

Judy Turner

Member-at-Large
icemanturner@comcast.net

QUESTIONS?

Contact the helpful staff of the Delaware Co. Extension Office
Room 202, 100 W. Main Street
Muncie, IN 47305-2879
Phone: 765.747.7732

NEWSLETTER SUBMITTALS

To submit an article for the upcoming newsletter or to report an error in the publication, please email kdkoger@gmail.com

Upcoming Meeting

Master Gardeners and guests are invited to attend the next Delaware County Master Gardener Association (DCMGA) meeting on **Wednesday, August 28, 2019** at Minnetrista. Join us for a special presentation at 7:00 pm followed by the monthly business meeting.

Monthly meetings are held on the **fourth** Wednesday of each month, unless noted otherwise. Contact Sarah Kreps with questions.

Purdue Master Gardener Basic Training Course September 16-December 16 | Muncie

The Delaware & Blackford County Extension Offices will be co-hosting a Master Gardener Basic Training Class this fall for those interested in joining the Purdue Master Gardener program. The course will be taking place on Mondays from September 16 to December 16 from 3:30 to 6:30 p.m. at the Delaware County Fairgrounds. Cost will be \$150 per individual, or \$225 per couple, which includes your choice of Purdue Master Gardener manual as a book or USB, as well as other classroom materials and resources.

Applications are due by 4:00 PM on August 23rd to the Delaware or Blackford County Extension Offices. Contact Extension Educator Laurynn Thieme at ljthieme@purdue.edu or call 765-747-7732 (Delaware Co.) or 765-348-3213 (Blackford Co.) with questions.

Remember to report your volunteer and educational hours at www.purdue.edu/hla/sites/master-gardener.



Stay connected with the DCMGA by visiting delcomastergardener.org to learn more about upcoming activities, view photos from recent events, and read the latest edition of the newsletter.

It is the policy of the Purdue University Cooperative Extension Service that all persons have equal opportunity and access to its educational programs, services, activities, and facilities without regard to race, religion, color, sex, age, national origin or ancestry, marital status, parental status, sexual orientation, disability or status as a veteran.

Purdue University is an Affirmative Action institution. This material may be available in alternative formats.

Meeting Minutes

Wednesday July 24, 2019



SUMMER PICNIC

Forty-five Master Gardeners and guests were in attendance.

The July monthly meeting featured a tour of the Minnetrista campus. James Edwards, Horticulture Manager, lead the tour.

James, along with a staff of 5 full-time gardeners and 5 to 6 seasonal workers, are responsible for 21 acres of ornamental gardens and natural areas. Along with their daily responsibilities, the horticulture staff also designs, plants, and maintains the annual flowerbed displays.

The tour began in the Culinary Herb Garden, located between the main parking lot and Orchard Shoppe courtyard. The Herb Garden was established in 2005 as an educational resource to be used by the Minnetrista kitchen for culinary needs. The garden has grown over the years to become a signature outreach opportunity for the community.

The garden is open to community members to visit, smell, snip, and taste herbs. Visitors are encouraged to take some of the fresh herbs home for personal use. Hand-written educational markers are located beside most of the plants. These markers include growing information about the herb as well as additional facts and cooking tips. Hanging baskets were added to the garden in order to raise plants off of the ground and make the garden more accessible for individuals with limited mobility.

The garden includes culinary herbs such as parsley, basal, oregano, onions, garlic, fennel, hops, and several different types of mints. Other herbs such as Chamomile and lavender can be used to make teas. Extracts from stevia can be used as a natural sweetener. Catnip is a favorite treat for cats.

A newer, unique herb that was added to the garden this year was oyster leaf (*Mertensia maritime*). It is most commonly found growing in coastal regions. The thick, tender leaves taste similar to oysters with a hint of seaweed flavor. Egyptian walking onions (*Allium x proliferum*) were also added to the garden this year.

James indicated that some of the garden's herbs were started from seed in the Minnetrista greenhouse, others were self-sown, and some plants were bought as containers. Early harvested herbs, such as garlic, provide space for another different late-season herb crop.

Master Gardener Amy Trendler is an active volunteer at the herb garden on Saturdays. Her responsibilities include watering and weeding. In addition, Amy talks to those who visit the garden. She teaches visitors about the different herbs and encourages visitors to taste the plants. Amy shared a few stories of her time spent in the garden during the tour.

The tour continued to the Four Seasons Garden, which features a variety of plants with year-round ornamental interest. James noted that the Four Season Garden continues to be renovated and upgraded to provide more attractive plants.

The tour passed the by the Moon Garden. This space features plants with white and silver flowers that reflect the moonlight at night.

The campus also features a certified monarch way station. The space features tall prairie grasses, milkweed, and other native wildflowers. Various pollinators can often be found here.

Master Gardeners were led to the Orchard Garden, located northeast of the Orchard Shoppe. The Minnetrista staff to cultivates many different types of edible fruits and vegetables in the garden. The orchard includes several different hybrid apple trees. Apples are harvested in the fall and sold in the Orchard Shoppe. The trees have shorter canopies, which make harvesting apples easier.

Many different horticulture strategies, including permaculture, are used in the Orchard Garden. For example, some vegetables are planted in hay bales. The hay is seasoned and dried for a year prior to use in the garden. Once ready, soil and fertilizers are placed on top of the bale. Plants are then planted on top and on the sides of each hay bale. The hay retains moisture and provides additional nutrients to the soil as it decomposes.

A pear tree in the garden has three different kinds of grafted fruits. Thornless blackberries, raspberries, and boysenberries are scattered throughout. Many other fruits and vegetables are grown in this small area of garden. Flowering plants that attract pollinators are planted around the perimeter of the garden.

The Orchard Garden also includes wood trellises and large pots with tomatoes and squash. The public is encouraged to visit the garden, weed the beds, and take home a few ripe tomato or cucumber fruits.

James indicated that the horticulture team is currently working to add an accessible raised bed for those with limited mobility.

Minnetrista partnered with the Whitely Community Council, Urban Garden Coalition, and local food council to donate over a dozen portable containers to the Whitely neighborhood. Whitely residents will use the containers to grow their own food. Donated seeds and seedlings will be planted in a community garden.

The tour concluded within an hour, restricting the amount of time to see several other spaces on the institution's grounds. It was noted that many DCMGA members have volunteered countless hours at Minnetrista cleaning, planting, and educating others about gardening. A warm applause was given. James directed attendees to the Minnetrista website to check out upcoming volunteer opportunities.

CALL TO ORDER

The business meeting was called to order at approximately 7:40 PM.

APPROVAL OF MINUTES

An error was noted in the June meeting minutes. Master Gardener Alice Crouse reported on the Garden Walk, not Nancy Miller. The correction was noted. The meeting minutes were approved with the revision.

TREASURER'S REPORT

Treasurer Kate Bell reported that the DCMGA had a current balance of \$12,519.05. A deposit of \$471.00 was made during the month for the Garden Walk. The Treasurer's Report was approved as reported.

COMMITTEE REPORTS

Growing Through Gardening

Master Gardener Kathy Hutson reminded members that the Growing Through Gardening seminar would be on Saturday, October 12 from 8:00 AM to 4:00 PM at Minnetrista. The cost to attend is free. Kathy said that many Master Gardener volunteers would be needed in order to make this event successful. A sign-up sheet will be available at a future meeting. Four different speakers are scheduled for the event with two of the four speakers presenting two separate presentations. Participation in the make-and-take workshops will be on a first come, first serve basis. The cost to participate in a make-and-take activity will be between \$5 and \$10.

The seminar will also feature a garden vendor area. A majority of the vendors will be educational organizations rather than retailers. A Master Gardener booth will be set up to help answer any garden questions from the public. A few garden books will be for sale.

Kathy indicated that Martha McClurg will be in charge of the children's activity table. Children activities will focus on pollinators. Activities include a fun scavenger hunt. Martha will need additional volunteers to help with the activities.

Virgil Ford is responsible for publicity for the event. Karen Ford is responsible for decorations and door prizes. Karen will have a vase with burlap flowers situated at the registration table. Each attendee will pick a color-coded flower for a chance to win a door prize.

Two silent auctions will be held throughout the day. Contact Sarah Kreps to donate an item for the auction. Contact Dottie to recommend sponsors for the event. Kathy indicated that Dottie has already sent out 15 letters to potential sponsors.

Muncie Children's Museum

Dottie reported that the Master Gardeners had a work day a few weeks ago. Volunteers cut down several overgrown trees and cleaned up the courtyard. Dottie will be meeting with the museum's grant writer soon. The museum will seek to obtain funds to improve the courtyard and greenspace. Dottie will email volunteers when the next work day is scheduled.

Minnetrista Farmers Market

Mary Ippel announced that there are still a few open positions in October to work the DCMGA booth at the Minnetrista Farmer's Market.

Washington Street Festival

The Old Washington Street Festival is scheduled for Saturday, September 14 and Sunday, September 15. Laura Shadoin still needs daffodil bulbs for the DCMGA booth. A sign-up sheet to volunteer at the booth was located at the front of the room.

Indiana State Fair

The Indiana State Fair will be held from Friday August 2nd through Sunday, August 18th. The DCMGA will be working the Purdue Extension Plant Info To-Go booth on August 6th. The Extension office will send out more information on parking to volunteers. Sarah Kreps handed out fair tickets to those who have already signed-up to volunteer. Questions should be directed to Nancy Reynolds.

Garden Walk

Nancy Miller acknowledged and thanked all of the volunteers who helped during the Garden Walk. Nancy indicated that there was more weeded needed than expected this year due to an unseasonably wet spring. Nancy will begin to take applications for gardens for the 2020 Garden Walk soon..

Kennedy Library

No new information was announced.

EXTENSION REPORT

No information was provided.

UNFINISHED BUSINESS

Bylaws

Dottie reminded members that a draft copy of the bylaws was emailed to members at the end of June for their review. The floor was opened for questions. No questions or comments were voiced. A motion was made by Mark Kreps to accept the amended bylaws. Chris Allen made a second motion. All were in favor; no opposition. The bylaws will take effect beginning January 1, 2020.

Board Nominations

Nominations for the DCMGA Executive Board are now open. Contact Kathy Hutson to make a nomination. Available positions include President, First Vice-President, Historian, Secretary, and one At-Large member. Nominations will be brought to the membership at the next meeting. Voting will occur at the Annual Business meeting in October.

NEW BUSINESS

The Red Tail Land Conservancy will be hosting a public tour of a restored prairie in Henry County on Tuesday, July 30th. Those interested in attending should contact Laurynn Thieme.

Members with a July Birthday were recognized.

Karen Ford reported that she and Virgil recently visited Cherry Point Farms. Karen said that the gardens were very nice. Anyone who may be interested in learning more about the gardens should contact the Fords.

ADJOURNMENT

Having no other business to discuss, the meeting adjourned at 8:27 PM.

Respectfully submitted,

Deanna Hines



Beasley's Orchard

Heartland Apple Festival

October 5-6, 12-13 | Various Times



A fun-filled family event featuring hayrides to the pumpkin patch, 8-acre cornfield maze, kid's Barnyard Bonanza, entertainment & great food.

2304 E Main Street, Danville, IN 46122

Indiana Native Plant Society's
Butterfly Tagging
Wed., September 11 | Indianapolis

The Monarch Butterfly is one of the most widely recognized North American butterfly species, but it has seen an estimated 80% decline in its population over the last 20 years through the loss of overwintering and breeding habitat across the country. To collect more data that could answer important questions about monarch biology and conservation, people all over North America carefully catch monarch butterflies and place a tiny paper ID tag on one wing every fall at the onset of migration. The tagged butterflies are released and continue their journeys. They are later recovered when the monarchs are re-sighted or found throughout the migration or overwintering season.

Be a citizen scientist and partner with INPS and Indiana Wildlife Federation for this butterfly tagging event! Meet at 6:00 PM at the IUPUI National Institute for Fitness and Sport (NIFS) Building at 250 University Blvd, Indianapolis.

Parking can be tricky as public parking is limited. IUPUI has a pay garage nearby. Attendees will meet on the back patio of NIFS and walk down to the new Monarch Sanctuary to look for butterflies.



Indiana Audubon Society's
Fall Festival 2019

"Connecting Birds, Science, and People"

October 4-6 | Nashville

Plan to join the Indiana Audubon Society's (IAS) wonderful Fall Festival. The event features an assortment of educational talks, hikes in the Brown County region of Indiana, and a delicious Saturday night keynote dinner. Special accommodations will be reserved in the Abe Martin Lodge in Brown County State Park.

Early bird festival registration is \$52 through September 15. Add the Saturday night keynote dinner for \$25. Youth rates are \$10. Visit indianaaudubon.org/event/ias-fall-festival-2019/ for a full schedule of events and to register.

Indiana Native Plant Society's
Thronwood Preserve Tour
Sunday, September 8 | Greenwood

The public is invited to join the Indiana Native Plant Society Central Chapter for a special hike at Thronwood Preserve on Sunday, September 8. This beautiful 40 acre parcel of premier woodland has a wetland area with all of the conditions that favor the growth of specially adapted plants and promote the development of characteristic wetland soils. There are also two creeks. The hike will be less than one mile over some moderate to rugged ground through a creek and over rocks to find birds, floodplain flora and hopefully eat pawpaws. Bring binoculars and boots. Space is limited. Please register at inpscentralevents@gmail.com.

Attendees should meet in the parking lot of Thronwood Preserve at 1pm, 1597 S. Morristown Pike, Greenfield 46140.



Indiana Native Plant Society's
Healing with Native Plants
Saturday, October 26 | Indianapolis

Indiana Native Plant Society, in partnership with the Nora Branch Library, will have a demonstration and hands-on presentation for uses of local plants.

Dr. Candace Corson, who practices Integrative Medicine, will assist participants with making their own take-home jar of healing cream which helps with multiple types of skin conditions and injuries. She will discuss this ancient healing remedy that uses wild white Yarrow, along with the use and benefit of several other plants and flowers such as jewelweed, plantain, violets and dandelions.

This is a hands on class—please plan on staying 2 ½ hours from start to finish. Everyone will take home their own jar of salve! There is a suggested donation of \$3.00 per person or family to cover the cost of the olive oil and beeswax.

The presentation begins at 2PM at the Nora Library, 8625 Guilford Ave, Indianapolis. Class size is limited. Please register at inpscentralevents@gmail.com.

A Comparison of Blazing Star Buds

image: Evan Barker,
Northern Chapter of the Illinois Native Plant Society



From left to right:

Liatris scariosa (savanna), *Liatris aspera* (rough),
Liatris spicata (marsh), and *Liatris pycnostachya* (prairie)

Savanna Blazing Star - *Liatris scariosa*

Size: 2-4' H Bloom Time: Aug.-Oct.
Sun: Full Bloom Color: Reddish-purple
Soil: Dry to medium, well-drained*

Rough Blazing Star - *Liatris aspera*

Size: 2-3' H Bloom Time: Aug.-Oct.
Sun: Full Bloom Color: Purple
Soil: Dry to medium, well-drained*

Marsh Blazing Star - *Liatris spicata*

Size: 2-4' H Bloom Time: July-Aug.
Sun: Full Bloom Color: Reddish-purple
Soil: Medium, well-drained*

Prairie Blazing Star - *Liatris pycnostachya*

Size: 2-5' H Bloom Time: July-Aug.
Sun: Full Bloom Color: Lilac-purple
Soil: Dry to medium, well-drained*

*All species are intolerant of wet soils in winter

Hendricks County Master Gardeners' **Climate for All Ages** Saturday, September 28 | Danville



The annual fall seminar presents a full day of training from expert garden speakers. Attendees include Master Gardeners and other experienced gardeners from throughout the State of Indiana who are expanding their knowledge and keeping up with the latest garden methods and trends.

Speakers and topics include:

Austin Pearson, ANR Tipton Co. Extension Educator
Climate's Impact on Horticulture

Michael Hoyoma, Adjunct Professor Biology, IUPUI
Shifting Baselines: Indiana Natural Landscape of 1816 and Today

Coletta Kosiba, Hendricks County Master Gardener
Poison in My Garden, Really?

Ben Cohen, Small House Farm
Adaptation: Saving Seed for Our Changing Climate

Irvin Etienne, Horticulture Display Coordinator at Newfields
When Pretty Ain't Enough

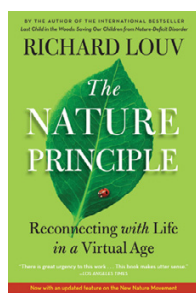


Registration is \$25 per person. Registration includes attendance to all five lectures, a delicious lunch, and snacks. Visit www.hendricksgardeners.com to register online or down a form to mail.

The seminar will last from 8:45 AM to 3:30 PM at the Hendricks County 4H Fairgrounds and Conference Center.

Children of Indiana Nature Park's
**An Evening with
 Richard Louv**
Friday, November 1 | 7 PM

You are invited to join the Children of Indiana Nature Park on the campus of Butler University for a special Evening with Richard Louv.

Mr. Louv is a journalist and author of nine books, including *Last Child in the Woods: Saving Our Children From Nature-Deficit Disorder*, *The Nature Principle: Reconnecting with Life in a Virtual Age*, and *Vitamin N: The Essential Guide to a Nature-Rich Life*. Richard Louv coined the term "nature-deficit disorder" in his book, *Last Child in the Woods*, to describe the importance that nature plays on the health and well being of adults and children. Mr. Louv is also co-founder and Chairman Emeritus of the Children Emeritus of the Children & Nature Network and the 2008 recipient of the National Audubon Medal.



Doors open to Clowes Memorial Hall, 4602 Sunset Avenue, Indianapolis at 6:00 PM. The presentation begins at 7:00 PM. A book signing will follow. Learn more by visiting the official Facebook page at www.facebook.com/events/2321818321189306/.

This event is co-sponsored by the Children of Indiana Nature Park, Butler University's Center for Urban Ecology and Sustainability, Health by Design, the Nature Conservancy of Indiana, Marian University Nina Mason Pulliam Ecolab, and the Environmental Education Association of Indiana (EEAI).

Crown Hill Cemetery's
Tombstones & Trees
Saturday, October 19 | Indianapolis



image: Expedia.com

Learn about the trees of Crown Hill Cemetery and their human neighbors. Tour participants will see impressive tombstones and equally impressive mature trees on this leisurely 90-minute walk through the scenic grounds of the cemetery. This tour will take a closer look at about 20 of the 4,100 trees in the cemetery. Among the trees, visitors will hear about some of the interesting people buried at Crown Hill. Keep an eye out for white-tailed deer which frequent pass through the cemetery. Enjoy nature and history at the same time!

The tour will cover about one mile at a comfortable pace for most individuals. Tour tickets can be purchased for \$7 in advance of the event, or for \$10 at the gate. Guests should plan to meet inside the 34th Street gate in front of the Waiting Station, 3400 Boulevard Place, Indianapolis.

Visit www.crownhill.org/tours/ or call 317-925-3800 to learn more or to purchase tickets.



Save the Date!
**12th Annual Midwest
 Native Plant Society
 Conference**
July 17-19, 2020
Bergamo Center, Dayton, OH

Hayes Arboretum's **ArbLeaf Adventure**

August 13 - October 26 | Richmond

ArbLeaf is a leaf collecting adventure set up on Haye's beautiful West Side Entrance (801 Elks Road, Richmond). 50 unique trees have been marked throughout the arboretum with signs for identification.

Anyone can participate! Whether you are completing a school assignment, brushing up on your tree ID skills, or simply want to take a different hiking route - ArbLeaf is for you! Simply print a map from the Haye's Arboretum website, or pick one up at the Nature Center. The trail starts by the Administration Building.

Collect leaves on the ground. These leaves have already fallen from the tree and minimizes damage. If you must, you can collect from the tree.

The program is runs from August 13th until October 26th. Hours are Tuesday-Saturday, 9am-5pm. Allow enough time to walk and collect the number of leaves needed. Visit hayesarboretum.org to learn more.



Indianapolis Hosta Society's **Color in the Garden** **Tuesday, Oct. 15 | 6:30 PM**

Join Ron and Linda Williams as they explore the color wheel and discuss color theory in the garden. The Williams are members of the American Boxwood Society, American Orchid Society, and Indianapolis Hosta Society. The Williams own Garden Travelers and have guided gardeners to over 350 gardens worldwide.



The Indianapolis Hosta Society monthly meetings are free and open to the public. Meetings are held at Holliday Park Nature Center, 6363 Spring Mill Rd, Indianapolis.

Cool Creek Nature Center's **Migration Celebration** **Saturday, Sept. 21 | 11:00 AM**




image: Len Villano,
Door County Pulse

September marks the beginning of the amazing journey of monarch butterflies as they travel through Indiana on their way to their overwintering grounds in Central Mexico. Cool Creek Park & Nature Center invites you to celebrate this fascinating insect with several fun activities throughout the day. Enjoy the sounds of Mexico from a live Mariachi band, learn about the importance of the monarch butterfly in the Day of the Dead celebration, take home a milkweed plant to provide food for next year's monarch population, participate in several children's crafts, and watch a special monarch butterfly release.

A special speaker will discuss monarch butterflies and other pollinators beginning at 3:00 PM. The event is free and open to the public. Cool Creek Nature Center is located at 2000 E 151st Street, Carmel, Indiana. Call (317) 774-2500 with questions.



Anderson Orchard's **Fall Apple Festival & Craft Fair** **September 28 & 29th | 8 AM - 8 PM**



- Picked and U-Pick Apples • Pumpkin Patch •
- Craft Tent • Concessions • Apple Cobbler •

369 East Greencastle Road, Mooresville, IN 46158

Tuttle Orchards'

Caramel Apple Festival

Saturday, Sept. 7 & 14 | Greenfield

Join Tuttle Orchards for the official beginning to the fall harvest season. Visit the farm store for delicious apples, cider, and more tasty treats. Pick your own apples in the orchard to take home. Build your own gourmet caramel apple for \$5.55/each at the caramel apple bar. Stop by Tuttle's Grill from 11am to 5pm for hearty hot dogs, pulled pork sandwiches, and roasted corn on the cob.

Bring the kids and enjoy a hayride, the Agrimaze corn maze, or the Tractor Town Adventure Farm area. Don't forget to search for tickets for free caramel apples hidden around the farm.

Admission to the orchard and festival is free. There are separate charges for some of the activities and food items.

The Caramel Apple Festival runs from 9AM until 7PM, rain or shine. Tuttle Orchards is located at 5717 N CR 300 W in Greenwood.

.....

Central Indiana Beekeepers Association

September Meeting

September 16 | 6:30 PM



The Central Indiana Beekeepers Association (CIBA) communicates and shares beekeeping knowledge and trends in Marion and Hamilton counties. Membership and meetings are free and open to anyone, ages 16 and older. Meetings are held at the Holliday Park Nature Center, 6363 Spring Mill Rd, Indianapolis. Learn more at www.indyurbanbeekeeping.org.

What is Wrong with My Cucumber: Deformed Fruits



image:
Missouri Botanical Garden

Crops in the family Cucurbitaceae such as cucumber, muskmelon, squash, pumpkin, and watermelon require cross-pollination to produce fruits.

Cucurbits are monoecious; there are separate male and female blossoms on the same plant. The male flowers tend to open first, followed by the female flowers. The female flower is open for only one day and is most receptive between the hours of 9 AM and 4 PM. It is only when both the male and female flowers are open that pollination can occur.

During this time, pollinators (primarily honeybees) move pollen from the male flowers to the female flowers where the pollen can fertilize the ovules (tiny seeds) inside the ovary. The flower must receive about 15 bee visits for maximum pollination. When the seeds are fertilized, the fruit enlarges.

Symptoms of insufficient pollination

The plants may appear to be healthy, growing well, and flowering, but many or all of the blossoms drop from the plant. This can be caused by low bee activity due to cool, wet temperatures or from pesticide sprays. Do not apply insecticides (other than insecticidal soap or horticultural oil) in the vegetable garden during the bloom period.

Fruits may also appear to start developing, but become incomplete or die entirely. Undeveloped fruits will drop off with blooms or several days afterward due to lack of pollination and fertilization.

Sources:

Pollination Problems of Cucurbits. Missouri Botanical Garden. [Web](#).


Pollination Problems - Vegetables. University of Maryland Extensions, Home & Garden Information Center. [Web](#).

Johnson Jr., Hunter. *Fruit Set Problems in Squash, Melons, and Cucumbers in the Home Garden*. Cooperative Extension, Division of Agricultural Sciences, University of California. [Web](#).

Cincinnati Zoo & Botanical Garden's **Native Plant Symposium**

November 9 | 9 AM - 12 PM

Schott Education Building, Frisch's Theater



The 2019 Cincinnati Zoo & Botanical Garden (CZBG) symposium lineup is packed full of well-known garden authors and experts.

Larry Weaner, author of one of the most important garden books in the past decade, *Garden Revolution: How Our Landscapes Can Be a Source of Environmental Change*, will be speaking at the CZBG's Native Plant Symposium. Doug Tallamy, author of *Bringing Nature Home*, will also be speaking! But good things always come in threes, so why not another author and native-plant-world giant? Larry Mellichamp, Director of the Gardens at UNC Charlotte will also give a talk on native plants.

Paul Bouseman, CZBG's good friend from Mesker Park Zoo, will give a talk on native landscaping in the 'burbs. Paul is a humorous, likeable, and incredibly knowledgeable speaker.

Admission is \$99 and includes zoo admission, parking, and a full day of food and drink. Registration begins at 8am, with the symposium concluding at 5pm. A social hour will occur afterwards.

Purchase tickets online at cincinnatzoo.org/horticulture/horticulture_events/

Madison Co. Master Gardener Association's **Garden School**

Sat., September 7 | Alexandria

Come join the Madison County Master Gardener Association at the Madison County 4-H Fairgrounds (512 E 4th St, Alexandria) to learn more about different types of gardening topics.

Gardening School Schedule

(Subject to change)

8:00 AM Registration Opens, Continental Breakfast
9:00 AM Welcome Remarks
9:15 AM *Composting & Worms*, Susan Eihorn
10:00-10:15 AM Break, Visit Vendors
10:15 AM *Invasive Insects*, Kristy Stultz, IN DNR
11:15-11:30 a.m. Break, Visit Vendors
11:30 AM *Orchid Basics*, Melanie Lucroy
12:00 - 1:00 PM Lunch - Included
1:15 PM *Autumn Lawn Care and Prepping for Spring*, John Orick
2:15 PM TBD

Proceeds from the event help support educational training in the community.

Tickets are \$40 if purchased before August 25; \$45 thereafter. Please register by August 30, 2019 to ensure you receive lunch and swag bag. The MCMGA cannot guarantee lunch and swag bags after that date.

Visit indianagardenschool2019.brownpapertickets.com/?fbclid=IwAR3j_3HOZ7-mdrw0BYtTtnzLw4s_gbTcVYJjVLgUrZWrfbxBF39zjyZNBBO to order tickets.

Email MadisonCountyInMasterGardener@gmail.com if you have dietary restrictions.

Randolph Co. 2019 Fall Tree and Shrub Sale

The Randolph County Soil and Water Conservation District (SWCD) is holding its annual fall tree and shrub sale. Review the list of trees/shrubs on the [order form](#), identify the quantity of each tree you want, and mail the form along with a check (including 7% sales tax) to the Soil and Water Conservation District Office, 975 East Washington St., Suite #2, Winchester, IN 47394. Order forms can be emailed, faxed, or mailed to you. They are also available for pick up at the Soil & Water Conservation Office. Plants are sold in 3 gallon containers for \$25, or in 5 gallon containers for \$30. Orders must be pre-paid. The deadline to order trees is September 12. Pickup will be September 19, 4pm to 7pm and September 20, 8:30am to 3:30pm.

August is National Tree Check Month:

Are Your trees safe and secure?

By: Cliff Sadof and Elizabeth Barnes | Purdue Landscape Report, issue 19-12

When was the last time you really looked at your trees? It's all too easy to just enjoy their cool shade and the sound of their leaves, but if you don't know what to look for you could miss deadly diseases or dastardly demons lurking in their leaves and branches. A quick check can help you stop a problem before it kills your tree or your local forest!

National Tree Check Month is the perfect time to make sure your tree is in tip-top shape! Our checklist will help you spot early warning signs of native pests and pathogens and invasive pests like Asian longhorned beetle, spotted lanternfly, and sudden oak death. You can stop invasive pests in their tracks by reporting them if you see them.

Is your tree healthy and normal?

Start by making sure you know the type of tree you have. Is it a deciduous tree like an oak or maple? Or is it an evergreen that like a spruce or a pine? Don't worry about exactly what species it is. It's enough for you to have a general sense of what the tree should look like when it's healthy.

Check the leaves

- Are the leaves yellow, red or brown?
- Are they spotted or discolored?
- Do the leaves look distorted or disfigured?
- Is there a sticky liquid on the leaves?
- Do the leaves appear wet, or give off a foul odor?
- Are leaves missing?
- Are parts of the leaves chewed?



Check the trunk and branches

- Are there holes or splits in the trunk or branches?
- Is the bark peeling from a tree that shouldn't shed its bark?
- Are there tunnels or unusual patterns under the bark?
- Is there sawdust on or under the tree?
- Is there sap oozing down the tree?
- Does the sap have a bad odor?
- Do sticky drops fall on you when you stand under the tree? You might have spotted lanternfly. Please report it right away!

Now what?

If you answered 'yes' to any of the questions above, there's a good chance something is wrong. To decide if and how you should treat or report the problem, you'll need to have a tentative diagnosis. Luckily, there are many ways to get one!

Know the tree species? Use the Purdue Tree Doctor to get a diagnosis and a recommendation on whether treating or reporting is needed. This app allows you to flip through photos of problem plagued leaves, branches and trunks to help you rapidly identify the problem. If you have an invasive pest, it will guide you how to report it.

Don't know the tree species and still need help? Reach out to local experts. We're happy to help!

Purdue Cooperative Extension Service (<https://extension.purdue.edu/>) can answer your questions or direct you to a local tree care professional with the right expertise.

Contact an arborist who can give you an assessment of your tree and specific treatment recommendations (<https://www.treesaregood.org/findanarborist>).

Confused but think something is TERRIBLY WRONG? Contact Purdue's Exotic Forest Pest Educator, report online, or call 1-866-NOEXOTIC.

Heritage Oak

Quercus x macdanielii 'Clemons'

The Heritage® oak is a vigorous growing hybrid oak that deserved more recognition as a strikingly handsome shade or street tree. Heritage® oak is a cross between the English Oak (*Quercus robur*) and the native bur oak (*Quercus macrocarpa*). It is known for its dark, glossy green lobed leaves that offer excellent mildew resistance. The tree features a medium growth rate, ability to withstand wind and ice, and extreme winter hardiness (USDA zone 4). The leaves do not produce any significant fall color.

Patented in 2000 by plant propagator Earl Cully, Heritage® oak features a straight central trunk with a pyramidal form that matures to an oval crown. It may grow to 40-50 feet in height and a spread of 30-40 feet.

Heritage® oak prefers to grow in areas with full sun and well-drained soils. Plant as a specimen in parks or larger lawns where its low-branching habit has room to grow. It is considered to be one of the best oak trees to plan in soils with high pH.


Occasional pruning of the lower branches may be required. Avoid pruning from April to October, when the tree is more susceptible to beetles transmitting oak wilt disease. Prune in late winter to allow new growth to mature during the spring. Oaks are best transplanted in the spring.



image: hellernursery.com/heritageoak

Maidenhair Tree

Ginkgo biloba



Understanding the name *Ginkgo biloba* will allow you to identify this tree without fail! The genus name is a combination of two Japanese words: gin, "silver," plus kyo, "apricot," rendered as Ginkgo. This tree, which is native to East China, had long been cultivated in China, Japan, and Korea. When first encountered by a Western naturalist near a temple in Japan, and despite painstaking translation, the "y" in kyo became a "g." Biloba refers to the characteristic leaves with two lobes. Find either the seeds, which resemble apricot fruits, and/or the fan-shaped bi-lobed leaves, and you will have correctly identified this tree. Maidenhair-tree is the apt common name, so called because of the similarity of the leaves to the leaflets (pinnae) of the maidenhair fern.

Source:

Wagner-Reiss, Katherine. *Plant Names Tell Their Stories: Ginkgo biloba*. 06 August 2019, Morris Arboretum. [Web](#).

Delaware County Master Gardeners present

Growing Through Gardening Expo



Saturday, October 12, 2019

8:00am-4:00pm

A full day of gardening education, activities, and information!

FREE
Admission

- **Speakers**
- **Demonstrations**
- **Make & Take Sessions**
- **Kids Craft Corner**

At Minnetrista

1200 North Minnetrista Parkway
Muncie, IN 47303



Check out our website at
delcomastergardener.org



Find us on Facebook at
Delaware County Master Gardener Association

Purdue University is an equal opportunity/equal access/affirmative action institution. 2019.

PURDUE EXTENSION



2019 Master Gardener Basic Training Class

The Delaware & Blackford County Extension offices will be hosting a Master Gardener Basic Training Class. The series will be taking place on Mondays from September 16th to December 16th from 3:30 to 6:30 PM at:

Delaware County Fairgrounds
1210 Wheeling Avenue
Muncie, IN 47303.

The cost will be approximately \$150 per individual and \$225 per couple which includes your choice of Purdue Master Gardener manual as a book or USB as well as other classroom materials and resources.

Applications are due by 4:00 PM August 23rd to the Delaware or Blackford County Extension Offices.



Need more information?
Contact Laurynn Thieme at
ljthieme@purdue.edu or call:
Delaware County Extension Office
765.747.7732
Blackford County Extension Office
765.348.3213

Purdue University Cooperative Extension Service is an equal access/equal opportunity institution. If you need a reasonable accommodation to participate in this program, prior to the meeting, contact Laurynn Thieme at 765.747.7732 by September 6th.

Monthly Gardener Checklist

AUGUST 2019

– written by Rosie Lerner, Extension Consumer Horticulturist, Purdue University

HOME (Indoor plants and activities)

- Take cuttings from annual garden plants such as impatiens, coleus, geraniums and wax begonias to overwinter indoors. Root the cuttings in media such as moist vermiculite, perlite, peat moss or potting soil, rather than water.
- Order spring-flowering bulbs for fall planting.
- Cut flowers from the garden to bring a little color indoors or dry for everlasting arrangements

YARD (Lawns, woody ornamentals and fruits)

- Check trees and shrubs that have been planted in recent years for girdling damage by guy wires, burlap or twine.
- Don't fertilize woody plants now. It stimulates late growth that will not have time to harden off properly before winter.
- Hand-prune and destroy bagworms, fall webworms and tent caterpillars.
- Pears are best ripened off the tree, so do not wait for the fruit to turn yellowish on the tree. Harvest pears when color of fruit changes – usually from a dark green to a lighter green – and when the fruit is easily twisted and removed from the spur.
- Prune out and destroy the raspberry and blackberry canes that bore fruits this year. They will not produce fruit again next year, but they may harbor insect and disease organisms.
- If weather turns dry, keep newly established plants well-watered. New plants should receive 1 to 1.5 inches of water every week to 10 days.
- Begin seeding new lawns or bare spots in established lawns in mid-August through mid-September.

GARDEN (Flowers, vegetables and small fruits)

- Keep the garden well-watered during dry weather and free of weeds, insects and disease.
- Complete fall garden planting by direct-seeding carrots, beets, kohlrabi, kale and snap beans early this month. Lettuce, spinach, radishes and green onions can be planted later in August and early September. Don't forget to thin seedlings to appropriate spacing as needed.
- Harvest onions after the tops yellow and fall, then cure them in a warm, dry, well-ventilated area. The necks should be free of moisture when fully cured in about a week's time.
- Harvest potatoes after the tops yellow and die. Potatoes also need to be cured before storage.
- Pick beans, tomatoes, peppers and squash often to encourage further production.
- Harvest watermelon when several factors indicate ripeness – the underside ground spot turns from whitish to creamy yellow; the tendril closest to the melon turns brown and shrivels; the rind loses its gloss and appears dull; and the melon produces a dull thud, rather than a ringing sound when thumped.
- Harvest sweet corn when kernels are plump and ooze a milky juice when punctured with your fingernail. If the liquid is watery, you're too early; if the kernels are doughy, you're too late.
- Keep faded flowers pinched off bedding plants to promote further flowering and improve plant appearance.