

June 17, 2021

Dear 4-H Families:

It is time to start thinking about the 2021 Jackson County Fair! We will once again be utilizing Fair Entry to help us organize project check in and be able to enter results in a timely manner during fair. 4-H Online helps us manage the projects and clubs in which your child participates, but Fair Entry will help us manage the actual exhibits they bring to the fair.

Fair Entry will open June 25th and close on July 9th. By **July 9th**, we need each family to log into <https://jacksoncountyindiana.fairentry.com> and register each of the exhibits your child plans to bring. Every project (4-H Building Project and Animals) must be entered in Fair Entry. In 4-H Online, you selected the general projects your child planned to complete (example: Foods or Woodworking), but in Fair Entry, you will tell us exactly what classes in which they plan to exhibit (example: Foods, Level A, Three Muffins or Woodworking, Level D, Picnic Table). You will use the same log in information that you created for 4-H Online. Thorough instructions for completing your Fair Entry registration are included in this mailing. Read these carefully to help with the process.

As with 4-H Online, we have computers set up in the office for your use. You can stop by our office between 8:00 a.m. and 4:30 p.m. if you would like to use one of our computers or receive assistance in creating your entries. We will also be hosting two evenings with extended office hours this summer to better serve you!

Monday, June 28th: Extension Office open until 6:00 p.m.

Tuesday, July 6th: Extension Office open until 6:00 p.m.

What can you do during extended office hours?

Receive Fair Entry assistance, purchase project supplies (cake decorating kits, posters, sleeves, entomology boxes, electric kits), pay auction consignment fees, etc. We know it is sometimes hard for families to visit us during office hours, so we are staying open late on the two dates listed above!

What if your child changes their mind or you entered the wrong exhibit in Fair Entry? Contact the Extension Office at 812-358-6101 and we can make those changes for you. The deadline for adding and dropping projects was May 15th, so we cannot add additional projects, just change the exhibit entry for projects youth are already enrolled in.

See the enclosed document for county and state project information, as that will help you in entering projects and knowing where they are located in the Fair Entry system.

Fair Entry Information

Project Check In will look a little different this year for 4-H Building Projects and Animal Projects. We will be fully utilizing the Fair Entry system to be able to check in projects, build show programs, quickly record 4-H results, and publish results for the public to view. Not much is going to change for families, but we do need you to enter projects in Fair Entry by July 9th to help us with this process.

Project Check in Process for 4-H Building Projects:

The back of the 4-H Building will serve as the main check in hub for 4-H Building Projects. All youth will need to first visit this station to get checked in. Once you have been checked in by staff members or 4-H Volunteers, then you can take your projects to the designated areas to be judged or drop off projects for closed judging. You will need to present the Fair Entry card for each project you receive at the main check in hub in order for your projects to be judged or checked in for closed judging.

If you do not pre-register your exhibits in Fair Entry by July 9th, you will need to do that on project check in day. Save yourself (and us!) time by doing this ahead of the deadline so you are ready to be checked in and get your projects judged in a timely manner. It is much quicker and easier to enter projects at home rather than waiting to get it done on project check in day during the heat of the summer. We will be using barcodes and scanners to get you and your projects checked in for the fair! All we need you to do is register your projects in Fair Entry and we will take care of the rest!

For your convenience, information about Project Check In is included in this letter and will be published again in the July – August – September 4-H Clover Connections Newsletter.

Project Check in Process for 4-H Animal/Livestock Projects:

*****Be on the lookout for a separate livestock mailing with important livestock information regarding auction consignment, barn clean up dates, etc.*****

NEW for 2021: Every child showing an animal at the Jackson County Fair will receive a packet of information that includes: livestock parking passes, 4-H event schedule, back numbers, etc. These packets will be ready to be picked up on project check in day – Wednesday, July 21st when you drop off other 4-H Projects or your green folders and animal project manuals.

If you do not pre-register your animal/livestock exhibits by July 9th, you will not be able to pick up your livestock packet on project check in day. You will need to visit the check in hub to get your animals entered in Fair Entry and then you will be able to receive your livestock packet for the fair.

We are working to make some changes to our fair processes to make it more efficient for 4-H Volunteers, 4-H Families, and office staff. We know there are a lot of due dates, rules to abide by, and procedures to follow for 4-H families. Thank you for the feedback you all have given over the past few years. It has helped us implement some changes to better serve you!

Sincerely,



Heather VonDielingen
County Extension Director
Extension Educator, 4-H Youth Development

Fair Entry Departments and Divisions for 4-H Projects

4-H projects are listed as **Divisions** under different **Departments** in Fair Entry.

Please use this sheet to help you find your correct Department, Division and Class for each project you want to exhibit at the fair.

Project classes are listed in alphabetical order.

Exhibit Hall-Jackson County Projects

Divisions:

Animal Poster: Beef
Animal Poster: Horse & Pony
Animal Poster: Boer Goat
Animal Poster: Dairy
Animal Poster: Dairy Beef
Animal Poster: Dairy Goat
Animal Poster: Myotonic Goat
Animal Poster: Sheep
Animal Poster: Swine
Arts and Crafts: All Other Crafts
Arts and Crafts: Ceramics
Arts and Crafts: Construction Toys
Arts and Crafts: Fine Arts
Arts and Crafts: Gift Wrapping
Arts and Crafts: Leather Craft
Arts and Crafts: Models
Arts and Crafts: Needlecraft
Arts and Crafts: Sewing for Fun
Bicycle
Civic Engagement and Education:
H.E.L.P
Collections and Hobbies:
Collections
Collections and Hobbies: Creative
Dramatics
Collections and Hobbies: Reading
Collections and Hobbies: Scrapbook
Communications: Creative Writing
Crops: Corn
Crops: Small Grains
Crops: Soybeans
Garden: Potato
Leadership: Memory Book
Mini First Grade
Mini Kindergarten
Mini Second Grade
Other Animals: Pocket Pets
Sports
STEM: Geocaching
STEM: Plant Science
STEM: Recycling

Exhibit Hall Event-Jackson County

Divisions:

Communications: Public Speaking
Consumer Clothing Fashion Revue
Fashion Revue

State Garden

Divisions:

Education
Garden Collection
Herb
Potato Tray
Single Vegetable
Tomato

State Projects

Divisions:

Aerospace
Beekeeping
Cake Decorating
Cat Poster
Child Development
Computer
Consumer Clothing
Demonstration
Dog Poster
Electric
Entomology
Fashion Revue
Floriculture
Foods, Baked
Foods, Preserved
Forestry
Genealogy
Geology
Health
Home Environment
Informative 4-H Presentation
Interactive Demonstration
Lawn and Garden Tractor Operator
Skills
Photography
Poultry Illustrated Talk

Poultry Poster or Display
Professional Persuasive
Presentation
Public Speaking
Rabbit Ambassador
Rabbit Illustrated Talk
Rabbit Poster
Sewing Construction
Shooting Sports Education
Small Engines
Soil and Water Science
Sport Fishing
Tractor Operator Skills /
Tractor Safety Education
Veterinary Science
Weather and Climate Science
Wildlife Woodworking
Zero-Turn Radius Mower Operator
Skills

***PLEASE BE SURE TO
SELECT THE CORRECT
TRACTOR CONTEST OR
PROJECT OPTION***

Animal Projects

Animal projects are listed
under the species' name or
Department Name.

**FairEntry
will be open:**

June 25th – July 9th

Register all 4-H projects/events for the Jackson County Fair between June 25th and July 9, 2021

1. Go to <http://jacksoncountyindiana.fairentry.com>




2. Select your “Sign in with your 4-H Online account options – the **GREEN** box
3. A separate box will pop up where you can enter the login email address and password from 4HOnline.

(If you don't remember your password, you will need to select the “I forgot my password” option to get a temporary one emailed to you. If your email address has changed, log in using the old email address and change it in 4HOnline.)

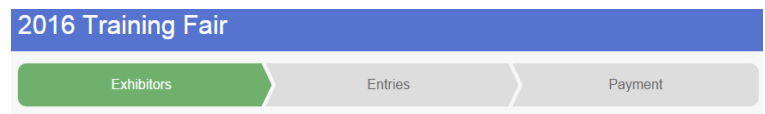


4. Click the “Login” box.
5. This will take you to the Welcome screen, where you will need to select the green box to “Begin Registration”



SECTION 1 - EXHIBITORS TAB

6. Choose if you would like to register an individual or a team and click that green box



Do you want to register an **Individual**?



- Choose the dot next to the name of the 4-H'er you would like to register and then click the green "continue" box.

Please do not create any exhibitors from scratch, as you will not be able to add exhibits for the projects you are enrolled in.

- Answer any required questions and review the exhibitor registration information.
- Make any necessary corrections (using the edit boxes). Remember that any corrections made here DO NOT transfer back to your 4HOnline Account
- If Additional questions are required by your county, complete the questions and then select the green "Continue" box
- When you are taken back to the Exhibitor information page, click the green "Continue to Entries" button

SECTION 2 - ENTRIES TAB

- Click the green "Add an Entry" box to the right of the exhibitor's name
- Click the green "Select" box next to the Department you would like to enter

New Individual Exhibitor

Select an Existing person to continue...

<input type="radio"/>		Stark, Byron 5/08/2001 - Age 14
<input type="radio"/>		Stark, Ginny 5/05/2007 - Age 8
<input type="radio"/>		Stark, Kim 5/18/2004 - Age 11
<input type="radio"/>		Stark, Tanya 11/24/2000 - Age 15

- OR -

Create an Exhibitor From Scratch

Cancel

Continue

Exhibitors

Entries

Payment

\$0.00

Stark, Ginny
5/05/2007 - 8 years old (4-H age) • Grade: 5
42 4HOnline Training

Delete this Exhibitor

Personal Details

Contact Info

Address

Questions

Review

Please review the exhibitor registration.

Continue to Entries

Personal Details

Contact Info

Address

First Name

Last Name

Date of Birth

Gender

Email

Home Phone

Cell Phone

Cell Phone Carrier

4-Her's Family address

Exhibitors

Entries

ment

\$0.00

Starting an Entry

Select a Department to continue

Ag Hort (State Projects)	Select
Exhibit Hall (State Projects)	Select
Exhibit Hall Event (State Projects)	Select
Livestock Beef Cattle	Select
Livestock Boer Goats	Not Available

This exhibitor may not enter into this Department because:

Registration is not open (5/15/2016-6/30/2016)

Stark, Ginny

5/05/2007 - 8 years old (4-H age) • Grade: 5

42 4HOnline Training • Achievers

Existing entries (0)

14. Click the green “Select” box next to the Division you would like to enter

Select a Division to continue

6000: Scrapbooking	Select
610: Aerospace (AE)	Select
620: Cake Decorating (CK)	Select
630: Cat Poster (CP)	Not Available
This exhibitor may not enter into this Division because: > a membership to one of the following 4HOnline Projects is required: • Cat	
640: Child Development (CD)	Not Available
This exhibitor may not enter into this Division because: > a membership to one of the following 4HOnline Projects is required: • Child Development	

15. Click the green “Select” box next to the Class you would like to enter

Exhibitors **Entries** **Payment** **\$0.00**

Starting an Entry

Department	Exhibit Hall (State Projects)	Change
Division	620: Cake Decorating (CK)	Change

Select a Class to continue

62011: Grade 3-5, Beginner (CK)	Select
62021: Grade 6-8, Intermediate (CK)	Select
62031: Grade 9-12, Advanced (CK)	Select

Stark, Ginny
5/05/2007 • 8 years old (4-H age) • Grade: 5
4HOnline Training • Achievers

Existing entries (0)

16. Review the selection of the Department, Division and Class. To correct errors in the Department, Division or Class, click the corresponding ‘Change’ button. Click the green ‘Continue’ button to move to the next step.

2016 Training Fair **Stark**

Exhibitors **Entries** **Payment** **\$0.00**

Starting an Entry

Department	Exhibit Hall (State Projects)	Change
Division	620: Cake Decorating (CK)	Change
Class	62011: Grade 3-5, Beginner (CK)	Change

Continue

Stark, Ginny
5/05/2007 • 8 years old (4-H age) • Grade: 5
4HOnline Training • Achievers

Existing entries (0)

17. Select the dot next to the 4-H Club that you belong to and then select the green “Continue” box

Entry #1

Stark, Ginny
5/05/2007 • 8 years old (4-H age) • Grade: 5
4HOnline Training • Achievers

Department: Exhibit Hall (State Projects)
Division: 620: Cake Decorating (CK)
Class: 62011: Grade 3-5, Beginner (CK)

Delete this Entry

1 Club/Chapter **2** Description **3** Questions **4** Review

Club/Chapter

Please select the 4-H Club or FFA Chapter that is associated with this entry.

Selected Club: Achievers

Search...

<input checked="" type="radio"/>	Achievers	4H
<input type="radio"/>	Shooting Sports 4-H Club	4H

2 total clubs are available

Continue

18. If required, enter in a description of your exhibit and click Continue— *please be specific as this description for non-animal exhibits will be used to distinguish between exhibits, example – don’t just type in “photo”, type in more description, such as “Butterfly on leaf photo”*

The screenshot shows the 'Entry #1' summary on the left and the 'Entry Description' form on the right. The summary includes the exhibitor's name (Stark, Ginny), age (5/05/2007 • 8 years old), grade (5), and division (620: Cake Decorating (CK)). The description form has a text input field with the example text 'Indiana Bicentennial Celebration Cake, single layer' and a green 'Continue' button.

19. Answer any Additional Questions required for that entry and then click the green “Continue” box.

20. Decide if you would like to:
- > Add another Entry
 - > Add another Entry in this Division
 - > Register another Exhibitor
 - > Continue to Payment

and select that appropriate box
****The payment section is a formality of the system. No payment is needed, but you must go through the steps to submit your entries.*

What do you want to do next?

The screenshot shows a screen titled 'What do you want to do next?' with four options: 'Add another Entry', 'Add another Entry in this Division', 'Register another Exhibitor', and 'Continue to Payment'. The 'Continue to Payment' option is highlighted with a green button.

21. To register an animal entry from 4HOnline, you will select the white “add an animal” box during the entry process.

The screenshot shows the 'Entry Animals' form. It has a text input field with the placeholder text 'There is no animal in this slot' and a green 'Add an animal' button. A green 'Continue' button is at the bottom right.

22. A smaller box with two options will pop up. Choose the green “Choose an Existing Animal Record” box to enter an animal that was identified in 4HOnline.

To enter a Cat, Dog, Rabbit or Poultry/ Pigeons/Waterfowl animal, please select “Enter a New Animal Record”, and complete all applicable fields on the screen.

The screenshot shows a pop-up box titled 'Adding an Animal'. It has two green buttons: 'Choose an Existing Animal Record' and 'Enter a New Animal Record'. There is an 'OR' text between the buttons and a 'Cancel' link at the bottom right.

23. A list of those animals that you have previously ID'd in 4-H Online that are eligible for that class are listed. Select the circle next to the animal you would like to enter. Then select the green "Select Animal" box.

Adding an Existing Animal

Allowed Animal Types:

- Horses

Ginny Stark		
<input type="radio"/> Animal Name: Triton	View Info	4HOnline
<input type="radio"/> Animal Name: Spot	View Info	4HOnline

[Cancel](#)
[Select Animal](#)

24. All of the information about that animal will be pulled over from 4-H Online, so that you can check to make sure that is the correct animal. If you want to switch to a different animal, click on the "remove from entry box". If it is correct, click the green "Continue" box. Then you will be taken to the Additional Questions page listed in step #20.

Stark, Ginny
5/05/2007 • 8 years old
(4-H age) • Grade: 5
#2 [4HOnline](#) Training • Achievers

Department	Livestock Horse
Division	2550: English
Class	255013: Saddle seat pleasure all ages, all sizes (EN)

[Delete this Entry](#)

Entry Animals

[Remove From Entry](#)
[Edit Animal Details](#)

Identifier (Animal Name)	Triton 4HOnline
Animal Type	Horses
Animal Name	Triton
Breed	American Quarter Horse
If selected Other above, please type the animal's breed	
Colors And Markings	Brown, white socks
Sex	Male
Birthdate	1/01/2007
Check if this animal is under 56 inches tall	false
Intend to exhibit this animal at State Fair	true
We consent to share this Animal ID information with the Indiana State Fair System	false
Owned Or Leased	Owned
Owner Name	Tanya Stark
Body Condition Score	

[Continue](#)

SECTION 3 - PAYMENT TAB

***The payment section is a formality of the system. No payment is needed, but you must go through the steps to submit your entries. It is best to enter all entries for all exhibitors in your family before completing the Payment and submission steps.

25. Review your invoice, either in summary format or detail format. If it looks correct, click the green "Continue" box. If not, go back to the entries tab and fix what you need to.
26. Select the green "Continue box."

**There are no fees for 4-H exhibits.

27. Confirm your entries one last time. You can see a summary of exhibitors in your family, or their entries in detail. Make sure all entries for each exhibitor in your family are listed before you submit the entries.

NOTE: Once you hit submit, you cannot edit your entries.

The screenshot shows the 'Review' step (1) of a three-step process. A progress bar at the top indicates the steps: 1. Review, 2. Payment Method, and 3. Confirm. Below the progress bar is an 'Invoice' section with a 'Summary' tab selected. The invoice lists two exhibitors: 'Individual Exhibitor: Byron Stark' and 'Individual Exhibitor: Ginny Stark', both with a cost of '\$0.00'. The total is '\$0.00'. At the bottom right, there is a green 'Continue' button with a right arrow.

28. Click Continue to confirm and submit your entries.

The screenshot shows the 'Payment Method' step (2) of the registration process. The progress bar at the top shows step 1 as complete with a checkmark, and step 2 as the current step. Below the progress bar is a section titled 'Instructions to Pay by Check' which states 'There is no cost to enter 4-H exhibits.' At the bottom right, there is a green 'Continue' button with a right arrow.

29. Click the Submit button to submit your entries.

The screenshot shows the 'One last step!' confirmation page. It has a light blue header with the text 'One last step!' and 'Agree to the terms below and press submit.' Below this are two columns. The left column, titled 'After you Submit', contains a list of terms: 'Records will be locked to editing awaiting manager approval', 'Your credit card will not be charged until a manager approves the records', and 'If the manager does not approve all the records, the amount charged to the credit card may be less than the amount cited here.' The right column, titled 'Payment Total', shows '\$0.00 By Check' and 'Instructions to Pay by Check' with the text 'There is no cost to enter 4-H exhibits.' At the bottom right of the right column is a green 'Submit' button with a right arrow.

30. You will receive a “Thanks!” message. You can choose the button to “Visit Dashboard” to see your entry.

The screenshot shows the 'Thanks!' confirmation page. It has a blue header with the text '2016 Training Fair'. Below the header is a green box with the 'INDIANA 4-H' logo and 'PURDUE EXTENSION' text. To the right of the logo, the text 'Thanks!' is displayed in large font, followed by 'Thank you for participating in 2016 Training Fair.' Below this, it says 'An email confirmation of your submission has been sent.' and 'If the fair management finds any issues with your registration, you will receive another email.' At the bottom, there are two buttons: 'Visit Dashboard' and 'Sign out'.

You will receive an email from Fair Entry after your entry has been submitted.

You will also receive an email from Fair Entry letting you know if your entry was approved or rejected by the County Extension Staff. If part of your entry was rejected, a reason will be listed and you will be able to log in and fix the problem before submitting that entry again. Please contact the Jackson County Extension Office if you have any problems with this process at 812-358-6101.

Mission & Vision of Indiana 4-H

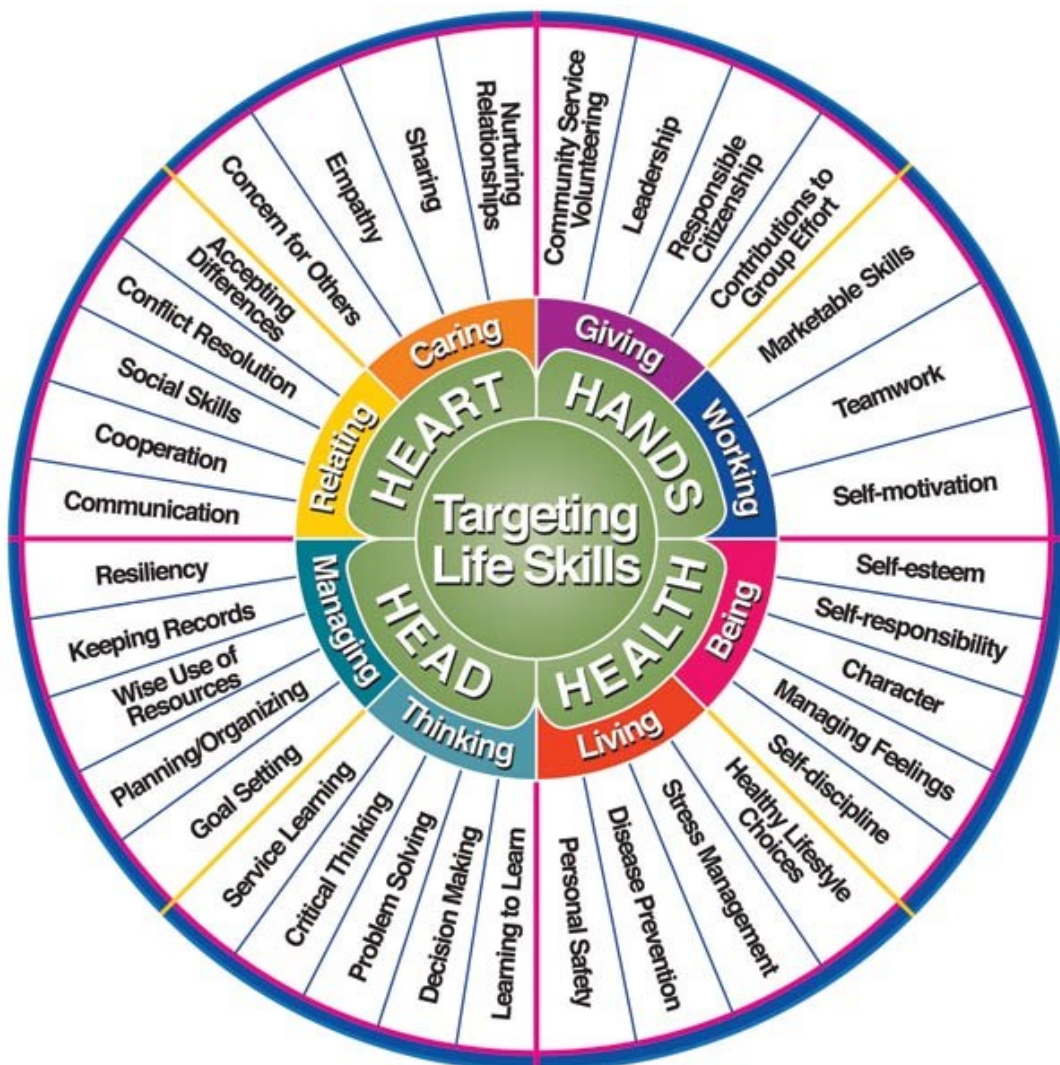
Developing Life Skills through the Indiana 4-H Program

The 2021 Jackson County Fair is almost here! As we approach this exciting time of year, I would like to take the time to remind everyone about the Indiana 4-H Mission and Vision.

Indiana 4-H Mission: The Indiana 4-H Youth Development mission is to provide real-life educational opportunities that develop young people who will have a positive impact in their communities and the world.

Indiana 4-H Vision: Indiana 4-H Youth Development strives to be the premier, community-based program empowering youth to reach their full potential.

The Jackson County Fair is a community event where our 4-H members have the opportunity to showcase all of the skills they have learned throughout the year. Please take the time to check out the "Targeting Life Skills" chart below. I hope you are able to recognize the important life skills your children have learned through their participation in the Jackson County 4-H Program.



I PLEDGE ... FOR MY CLUB, MY COMMUNITY, MY COUNTRY, AND MY WORLD

4-H Project Check In

Wednesday, July 21st
3:00 - 7:00 p.m.

*****Every child will report directly to the back door of the 4-H Building to check in and receive their Fair Entry card for project judging. Once projects are scanned in, 4-H members will bring their check in card to the locations below to have their projects judged (open judging) or dropped off in the Farm Bureau Building (closed judging). Projects will not be judged without the Fair Entry check in card!*****

Circle your projects on this page so you will know when and where to report!

*Required 4-H manuals with 4 completed activities to be brought to judging and returned to you.

Take your book home after it has been checked! Do not leave your book in your green folder!

Front of 4-H Building

All Other Crafts
Cake Decorating
Ceramics
Gift Wrap
Leather
Needlecraft
Painting & Drawing
Sewing for Fun

Back Door of 4-H Building

*Aerospace
Models
Construction Toys

Back of Horticulture Building

Mini 4-H (except Foods & Gardening)

Put manuals in labeled boxes
in front of the 4-H Building.

*Must complete 4 activities!

*Beef
*Cat
*Goat
*Dairy
*Dairy Beef
*Poultry
*Rabbit
*Sheep
*Swine
*Horse—Turn in to Club
Leader prior to show

Front of Horticulture Building

*Photography



Brownstown Elementary

*Foods
*Food Preservation
4-H Mini Foods

Farm Bureau Building —Check In Only—You will not talk to the judge!

Bee
*Bicycle
*Child Development
Collections
*Computer
Creative Writing
Electric
*Entomology
*Forestry
Genealogy
Geocaching

*Geology
*Health
H.E.L.P.
Home Environment
Memory Book
*Pocket Pets
Reading
Recycling
Scrapbooking
Shooting Sports
*Small Engines

*Soil & Water
Sports
*Sport Fishing
*Tractor
*Vet Science
Weather
*Wildlife
*Woodworking

I PLEDGE ... FOR MY CLUB, MY COMMUNITY, MY COUNTRY, AND MY WORLD

4-H Project Check In

Times for Project Check In on Wednesday, July 21st!

We ask that families check in during the times designated below, to help with traffic flow and to keep project check-in and judging moving along smoothly!

3:00 p.m.

Blue Ribbon Winners
Crothersville Helping
Hoosiers
Farmington Champions
Working for Our Dreams

3:30 p.m.

Cortland Crushers
Jackson County
Warriors
Lucky Starz
Wegan Cornhuskers

4:00 p.m.

Cloverleaf
Creative Clovers
Jackson County Critter Keepers
Just B U
Jackson County Horse & Pony
Tractor Club

4:30 p.m.

Dudleytown Redbirds
Jackson County 4-H
Rabbit Club
Serving Hearts
Outdoor Connections

5:00 p.m.

Hamilton Hammerheads
The Owls Nest
Sauers
Shooting Sports Club

5:30 p.m.

Jackson County 4-H
Goat Club
Mighty Minis
Smitten Kittens

6:00 p.m.

Leprechauns
Lucky Charms
Medora Makers
Vallonia Friends
Waggin' Pals Dog Club

Please remember to be patient. There might be long lines! THANK YOU!

Horticulture Project
Judging
Saturday, July 24th
9:00-11:00 a.m.

ICE CREAM!!

Farm Bureau is once again giving every 4-H member a certificate for TWO FREE SCOOPS OF ICE CREAM at the Farm Bureau Building, to be used during the fair. Pick up your certificate at project check-in on Wednesday, July 21st. Certificates not picked up on the 21st can be picked up at the 4-H Building beginning Sunday, July 25th.

THANK YOU JACKSON COUNTY FARM BUREAU!

Front of 4-H Building
You will talk to the judge!

*Floriculture
*Garden (use Latin names)
Mini Garden
Plant Science
Potatoes

Back of 4-H Building and/or Near
the Front where projects are
displayed outside

**YOU WILL TALK TO
THE JUDGE!!!**

Corn
Small Grains
Soybeans



I PLEDGE ... FOR MY CLUB, MY COMMUNITY, MY COUNTRY, AND MY WORLD

Are You Ready for the Fair?

4-H Green Folders

4-H Green Folders with a completed record sheet for each project (including Junior Leaders) are due in the 4-H Building at the Fairgrounds or at Brownstown Elementary on Wednesday, July 21st from 3:00—7:00 p.m.

Fair Books

As usual, fair books for the Jackson County fair will be available in the Extension Office once they are printed and made available by the Jackson County Fair Association.

Volunteers Needed!

4-H Volunteers and Junior Leaders are needed to help supervise the 4-H Building during the fair. (July 25th—31st). To volunteer, call the Extension Office at 812-358-6101 or sign up online at: <https://bit.ly/4HBuildingVolunteers>.

Check Those Exhibit Requirements

Each 4-H family should have access to the 2021 Jackson County 4-H Handbook. This contains the county guidelines for everything that has to do with exhibits at the fair. Please check it carefully as you work on your projects! There were changes made in some areas. If 4-H manual requirements differ from the County 4-H Handbook, you should follow the County 4-H Handbook requirements. If you do not have a current handbook, you can access it on our website at: <https://bit.ly/2021-Handbook>. Please let the office know if you have any questions as you prepare for the fair!

4-H Thank You Notes

4-H banners and monetary awards are only possible by the generosity of donors in the community who donate funds to the 4-H program. Please be sure to write a personalized thank you note to the donors if you receive an award at the fair!

Please show our donors how much you appreciate their support!

NEW for 2021: Trophies will not be given out for projects. The 4-H Livestock and Auction Committee and Jackson County 4-H Council partnered with Owl Manufacturing to have banners printed for all livestock, animal, and 4-H Building project winners.



Special Judging Announcements

4-H Creative Dramatics Judging

The 4-H Creative Dramatics judging will be Monday, July 19th at Brownstown Elementary School. 4-H'ers should plan to arrive 15 minutes early to register. 4-H'ers who are unable to report at their assigned time, please call the Extension Office by **July 9th** in order to make arrangements to report during flex time. If no one calls, the flex times will be cancelled. Please be patient with our schedule. Due to individual choices on categories and judges' time to make decisions, we may run a bit off schedule.

AS A REMINDER...4-H'ERS MAY ONLY PARTICIPATE IN ONE CATEGORY!

Schedule:

8:15 a.m.—Flex Time
8:30 a.m.—Vocal Solo/Vocal Group
9:00 a.m.—Instrumental Solo/Instrumental Group
9:30 a.m.—Dance Solo/Dance Group
10:00 a.m.—Novelty Solo/Novelty Group
10:30 a.m.—Tumbling Solo/Tumbling Group
*Flex Time will follow Tumbling.



The public performance for Creative Dramatics will be held on Thursday, July 29th at the Pavilion on the fairgrounds.


Check-in will be at 2:30 p.m. with the event beginning at 3:00 p.m.

4-H Public Speaking

4-H Public Speaking will be judged on Monday, July 19th at Brownstown Elementary School following the Creative Dramatics judging. 4-H'ers should plan to arrive 15 minutes early to register. Be prepared to speak!

Schedule:

11:30 a.m.—Junior
11:45 a.m.—Senior



4-H Fashion Revue

4-H Sewing and Consumer Clothing judging will be held on Monday, July 19th, beginning at 1:00 p.m. Detailed instructions with specific times will be mailed to sewing and consumer clothing 4-H members. The public 4-H fashion revue will be held Tuesday, July 27th at 10:00 a.m. at the Grandstand.

I PLEDGE ... FOR MY CLUB, MY COMMUNITY, MY COUNTRY, AND MY WORLD

JACKSON COUNTY FAIR DAILY PROGRAM 2021

4-H Dates Only

Saturday, July 17

- 7:00 a.m. - Entry for 4-H Dog Show, **Commercial Building, Pavilion, Grassy Area**
- 8:00 a.m. - 4-H Dog Show & Poster Entry, **Commercial Building, Pavilion, Grassy Area**

Monday, July 19

- 8:30 a.m. - Private Creative Dramatics Prejudging, **Brownstown Elementary School (BES)**
- 11:30 a.m. - Public Speaking Prejudging, **BES**
- 1:00 p.m. - Private Fashion Revue, Sewing and Consumer Clothing Judging, **BES**

Wednesday, July 21

- 3:00-7:00 p.m. - 4-H project exhibits (other than Animals, Consumer Clothing, Crops, Floriculture, Garden, Mini Garden, Potatoes, Plant Science and Sewing) are due in the **4-H Building or at Brownstown Elementary School.**

Saturday, July 24

- 8:30 a.m. - Entry of 4-H Cats
- 9:00 a.m. - 4-H Cat Show, **Show Arena 1**
- 9:30 a.m. - Horse & Pony Show (All riding classes), **Horse Show Arena**
- 9:00-11:00 a.m. - 4-H Corn, Garden, Mini Garden, Floriculture, Potatoes, Plant Science, Soybeans and Wheat will be community-style judged at the 4-H Building.
- 10:00 p.m. - 4-H Swine not in open class swine show may be brought to the fair

Sunday, July 25

- 6:00 p.m. - 4-H Bubble Bash, **4-H Building**
- 5:00-7:00 p.m. - Entry (weigh-in) of 4-H Boer Goats
- 8:00 p.m. - 4-H cattle not entered in open class accepted

Monday, July 26

- 7:00 a.m. - All 4-H Swine exhibits must be penned
- 8:30 a.m. - Weigh-in of 4-H Swine Gilts & Market Barrows, **Show Arena 1**
- 8:00-9:00 a.m. - Register 4-H Rabbits, **Poultry & Rabbit Barn**
- 9:00 a.m. - 4-H Rabbit Judging, **Poultry & Rabbit Barn**
- 8:30-10:00 a.m. - Register 4-H Poultry, **Show Arena 2**
- 10:00 a.m. - 4-H Poultry Judging, **Show Arena 2**
- 10:00 a.m. - 4-H Aerospace Rocket Launch, **Front of Grandstands**
- 3:00 p.m. - 4-H Swine Gilt Show & Showmanship, **Show Arena 1**
- 4:00 p.m. - Closing for 4-H Livestock Entries (except Dairy)
- 5:00 p.m. - 4-H Boer and Myotonic Goat Judging, **Show Arena 2**

Tuesday, July 27

- 9:00 a.m. - 4-H Beef Fitting Contest, **Show Arena 2**
- 10:00 a.m. - 4-H Fashion Revue, **Grandstand**
- 10:00 a.m. - Crowning of 4-H Royalty, **Grandstand**
- 11:00 a.m. - 4-H Market Lambs Weighed
- 2:00 p.m. - All Dairy Cattle entries must be on the fairgrounds
- 3:00 p.m. - 4-H Swine Barrow Show, **Show Arena 1**
- 5:30-6:00 p.m. - 4-H Horse & Pony check-in for Halter & Showmanship, **Show Arena 2**
- 6:00-8:00 p.m. - 4-H Horse & Pony Halter & Showmanship Classes, **Show Arena 2**

Wednesday, July 28

- 7:30 a.m. - Weigh 4-H Steers & Heifers and Dairy Beef to determine 4-H Classes
- 9:00 a.m. - 4-H Dairy and Open Class Dairy Judging, **Show Arena 1**

5:00 p.m. - Judging of 4-H Sheep, **Show Arena 2**
6:00 p.m. - 4-H Goat Variety Show, **Show Arena 1**
7:30 p.m. - 4-H Waggin' Pals Dog Cub Demonstration, **Show Arena 1**

Thursday, July 29

9:00 a.m. - 4-H Dairy Beef Judging, **Show Arena 2**
10:00 a.m. - 4-H Beef Heifer Judging, **Show Arena 1**
12:00 p.m. - 4-H Beef Steers Judging, **Show Arena 1**
2:30 p.m. - Check in for 4-H Creative Dramatics Performance, **Pavilion**
3:00 p.m. - 4-H Creative Dramatics Performance, **Pavilion**
4:00 p.m. - 4-H Dairy Goat Show; 4-H Dairy Goat Parent Showmanship & Dairy Goat Milking Contest to follow 4-H Show, **Show Arena 2**

Friday, July 30

7:00 a.m. - Swine going home (locker, personal use or State Fair) exhibits released
10:00 a.m. - 12:00 p.m. - Quiet Barn Time for People with Disabilities and Sensory Needs
2:00 p.m. - Grand Parade of Livestock Registration Deadline, **4-H Building**
3:00 p.m. - Presentation of 4-H Building Trophies, Building Winners Circle Awards, Ten Year Members, Mini T-shirts, Achievement, Leadership and Outstanding Junior Leader Plaques and I Dare You Awards, **Pavilion**
5:30 p.m. - Grand Parade of Open Class Grand Champions and Any 4-H Livestock, **Show Arena 1**
6:30 p.m. - 4-H Junior Supreme Showman Contest, **Show Arena 1**
7:30 p.m. - 4-H Supreme Showman Contest, **Show Arena 1**
9:00 p.m. (approximately) – Battle of the Barns
11:00 p.m. - 4-H Animals released from fairgrounds (non-auction animals)


Saturday, July 31

8:00 a.m. - All non-auction 4-H animals need to be removed from the fairgrounds by this time

9:30 a.m. - 4-H Livestock Auction – Swine, Goats, Sheep, Dairy Beef, Beef, **Show Arena 1**

Sunday, August 1

3:00-5:00 p.m. - All exhibits must be claimed and removed, **4-H Building**





Extension

Jackson County
Courthouse, 111 S Main, Suite 10
Brownstown, IN 47220-2055
Cooperating with U.S. Department of Agriculture

Address SERVICE REQUESTED

NONPROFIT ORG.
U.S. POSTAGE
PAID
BROWNSTOWN, INDIANA
PERMIT NO. 44

Jackson County Office Staff

Richard Beckort
Extension Educator
ANR
rbeckort@purdue.edu

Heather VonDielingen
Extension Educator
4-H, Youth, CED
schneidh@purdue.edu

Molly Marshall
Extension Educator
HHS
marshl19@purdue.edu

Maddie Underwood
Program Assistant
NEP
plummer0@purdue.edu

Madge Warren
Office Manager
mewarren@purdue.edu

Lenora Mathena
Secretary
lmathena@purdue.edu

Office Hours: 8:00-4:30 Weekdays, Closed County Holidays

Phone: 812-358-6101

It is the policy of the Purdue University Cooperative Extension Service that all persons have equal opportunity and access to its educational programs, services, activities, and facilities without regard to race, religion, color, sex, age, national origin or ancestry, marital status, parental status, sexual orientation, disability or status as a veteran. Purdue University is an Affirmative Action institution. This material may be available in alternative formats.