



March 15, 2024

**Attention: Any 4-H Goats enrolled after  
May 15<sup>th</sup> will NOT be allowed to exhibit at the fair.  
If the May 15<sup>th</sup> Enrollment Deadline is not met,  
4-H'ers may exhibit a Poster or a Demonstration as their project.**

TO: 4-H Goat Project Members

**PLEASE READ THIS LETTER IN ITS ENTIRETY.**

**2024 Goat Member Enrollment Procedures:** Once again, we will be enrolling all goats through 4-H Online via your 4-H profile. The 4HOnline website is <https://v2.4honline.com/>. There are NO paper goat Enrollment Forms!! Enclosed in this letter are the instructions on how to enroll your animals online. You should receive all necessary tags at tag day scheduled on **Saturday May 4<sup>th</sup> from 9:00 a.m. to Noon**. If you need any extra assistance, don't hesitate to reach out to the Extension Office.

**No Late Animal Enrollments will be accepted.** If you do not enroll your animals online by the mandatory deadlines, you will not be able to exhibit animals at the fair. You can complete the project with a project record sheet, poster or an interactive demonstration. All Goat animals are to be enrolled online by **May 15, 2024**. It is the responsibility of the 4-H'er to meet these deadlines and provide the correct information on their enrollment.

**DNA Hair Sample:** All market goats planning to exhibit at the State Fair will be required to submit a DNA Hair Sample to the Extension Office by **May 15<sup>th</sup>**. The hair has to be submitted in a specific envelope from the Extension Office. Obtain an envelope before you collect your hair sample. Using a pair of pliers, pull approximately 40 hair follicles from the tuft of the hair on the leg or between the toes of the animal and insert them into the envelope. Please don't look at this requirement as another step, but realize this will give you another chance if your tattoos or tags are incorrect at the State Fair. *State Fair does not require hair samples for dairy goat animals.*

---

**1. 4-H GOAT TAG-IN: MAY 4, 2024 (WHAT NEEDS TO ATTEND TAG-IN?)**

- Any goat that does not have a tattoo or scrapie tag or microchip
- All Meat Goat Wethers and Market Does who plan on exhibiting at the State Fair
- Any Wether Goat that plans to be eligible for the Clay County 4-H Rate of Gain (Pygmy Goat Wethers over a year old are not eligible for the Clay County 4-H Rate of Gain Class)



## 2. PLEASE REFER TO THESE ACCEPTABLE TYPES OF IDENTIFICATION FOR EXHIBITION:

**Clay County 4-H Identification Options:** (If you plan to use a Scrapie Tag as your identification if applicable, please insert that number in the tattoo box for that animal. – COUNTY ONLY)

- Meat Goat Wethers – 5-Digit County Tag or Tattoo or Scrapie Tag
- Market Goat Does – 5-Digit County Tag or Tattoo or Scrapie Tag
- Boer Goat Females – Tattoo or Scrapie Tag
- Dairy Goat Females – Tattoo or Scrapie Tag
- Dairy Goat Wethers – 5-Digit County Tag or Tattoo or Scrapie Tag
- Pygmy Goats – Tattoo or Microchip or 5-Digit County Tag or Scrapie Tag

### **State Fair 4-H Identification Options:**

- Meat Goat Wethers – 5-Digit County Tag and Shearwell RFID Tag and DNA Hair Sample
- Market Goat Does – 5-Digit County Tag and Shearwell RFID Tag and DNA Hair Sample
- Boer Goat Females – Tattoo and DNA Hair Sample
- Dairy Goat Females – Tattoo
- Dairy Goat Wethers – 5-Digit County Tag or Tattoo
- Pygmy Goats
  - Registered – Breed Registered Tattoo or Microchip
  - Unregistered – Scrapie Tag or Scrapie Tattoo

## 3. PREMISE NUMBERS, SCRAPIE TAG, AND SHEARWELL RFID TAG INFORMATION:

The Indiana Board of Animal Health requires all 4-H goats to meet the Indiana Premise and Scrapie Identification standards. Information and forms for these requirements can be found via the Indiana Board of Animal Health website at <http://www.in.gov/boah/>.

**Premise Identification:** If you do not have a premise identification number for where your animals are located, then you need to complete a request form via the Board of Animal Health website or contact them via their office. All this information can be obtained via the website. Once you open this website, you will see a “here” link in the middle of the Premise ID section. On the next page, click the pdf registration or the online premise registration. If you do the PDF version, mail it to the Board of Animal Health to obtain you Premise number.

**Scrapie Tags:** Some form of Scrapie tag needs to be in your goat’s ear before they are brought to the county fair. If you are only showing at the county fair and plan to use the Scrapie tag as your identification instead of a 5 digit county or tattoo then you need to get your tags before you enroll. If you view the Indiana State Board of Animal Website, you will see how to obtain these tags for free.

**Shearwell RFID Tag:** In order to show your meat goats (wethers and market does) at the Indiana State Fair, they must have a Shearwell RFID Tag in their ear. These can be purchased and inserted at tag-in day May 4th for \$3.00 each.



4. Siblings are allowed to co-enroll animals on their enrollment. The animals do not need to be entered under each member profile. As long as all information is entered under one of the siblings, this will allow multiple siblings the opportunity to show the animal. You will need to decide who is showing what when we make entries in fairentry, which is done later on.
5. Please be sure to read the Clay County 4-H Goat requirements in the Clay County 4-H Terms and Conditions Handbook for further rules and policies. The Clay County Terms and Conditions can be found on the Clay County 4-H Purdue Extension website at <https://extension.purdue.edu/county/clay/goat2.pdf>
6. 4-H'ers who plan to show their goats at the Indiana State Fair can view the project and entry requirements via their website at [www.indianastatefair.com](http://www.indianastatefair.com). Please refer to their website for updates and deadlines as well. Currently, the project information has not been updated for 2024, but will be available soon. When the entry information becomes available, more information will be sent out.

The dates of the 2024 Indiana State Fair are August 2 - 18. You can find the livestock schedule here: <https://bit.ly/36o6vcf>

7. **Grooming Policy:** 4-H Exhibitors may receive clipping and grooming assistance from members of their immediate family (father, mother, and siblings), legal guardian, from a current Indiana 4-H member, and from individuals enrolled in the Indiana 4-H Animal Ethics Program.

All information and online forms can be found at <https://bit.ly/4261Xzh>.

All groomers must be registered and approved by **July 1, 2024** to be able to assist at the Clay County fair. If you have questions on if you need to have someone register, please call the Extension Office.

8. **Health:** Health papers will not be required for the goat project. However, at fair check in the Superintendent will check for any signs of disease. The animal must not show symptoms of a communicable disease at the time of arrival and throughout the remainder of the fair week. For more information on goat health requirements call the Indiana Board of Health at (877) 747-3038. **Animal check in is scheduled for July 12<sup>th</sup> from 6:00 to 9:00 p.m. and July 13<sup>th</sup> from 7:00 - 10:00 a.m. Animal release begins at 9:00 pm on Thursday July 18<sup>th</sup>, those who leave early without special permission are subject to penalization.**

9. **Indiana 4-H Quality Livestock Care:** *All Livestock Exhibitors must complete the Indiana 4-H Quality Livestock Care training.* This is a new program that is replacing the previous Youth for the Quality Assurance Program or YQCA. This program is currently only offered in-person. If you are not able to attend one of the in-person trainings, the YQCA online program will fill the requirement for the quality care training. This can be done at [yqcaprogram.org](http://yqcaprogram.org). If you complete it online, you **MUST** provide your certificate of completion to the Extension Office (email it to [aevinger@purdue.edu](mailto:aevinger@purdue.edu) or bring it in during office hours Monday-Friday 8 am to 4 pm). Clay County Farm Bureau has generously offered to sponsor the program, so in person trainings are **FREE**. However, if you decide to complete the program via the internet, there is a \$12.00 fee.



Please call the Extension Office (812-448-9093) to RSVP for an Indiana 4-H Quality Livestock Care training session or follow the link next to your select date to register. Members must be registered *BEFORE* attending a training.

All training's will be held at **6:30pm** in the Exhibit Hall on the following dates:

- March 25,2024 - <https://claycomarch25qlctraining.4honline.com>
- April 30,2024 - <https://claycoapril30qlctraining.4honline.com>
- May 22,2024 - <https://claycomay22qlctraining.4honline.com>
- June 19,2024 - <https://claycojune19qlctraining.4honline.com>

**10. 4-H Livestock Auction:** For **2024** we will have a live auction on **Friday July 19th** beginning at **6:00 pm** with an animal lineup that will have Beef, Dairy, Goats, Poultry, Rabbits, Sheep and Swine. The auction will follow the same guidelines as in years past with a buyer that will provide us with peg prices and animals will have the option to be shipped, processed, or kept depending on the buyer's choice. You will need to have a market animal to elect for the auction in order to be a part of it as normal procedure, these animals will not be eligible to show at the Indiana State Fair.

Good Luck this year with your animals. If you have any questions, please contact the Extension Office at 812-448-9041.

Sincerely,

*Natalie*

Natalie Korniak  
Purdue Extension Clay County  
4-H Youth Development Educator

*Ashley*

Ashley Evinger  
Purdue Extension Clay County  
4-H Program Assistant





## CLAY COUNTY 4-H GOATS

**\*Updated for 2024**

4-H Goat Club leaders: Jessica Steward – ([staggies88@gmail.com](mailto:staggies88@gmail.com)) and  
Amy Stagg – (812)201-4114 ([staggamy06@gmail.com](mailto:staggamy06@gmail.com))

### ENROLLMENT:

- Enrolled animals must be owned by the 4-H exhibitor by said deadline and must be under their continuous care, responsibility and ownership through the date of the 4-H show, except where change of ownership was to 4-H member's complete ownership. Siblings will be allowed to co-enroll goats on Livestock Enrollment Forms.
- 4-H members must be enrolled in the Goat Project on 4-H Online by **May 15, 2024**.
- All 4-H Meat and Dairy wethers must have a five-digit county tag or tattoo. Meat goat wethers & wether dams intending on exhibiting at the State Fair, must be tagged at the Spring Tag-in Day on **May 4, 2024**.
- All 4-H Boer and Dairy Does must have tattoos by **May 15, 2024**. Market Goat Does must have a five-digit county tag or tattoo. All Pygmy Goats must have one of the following forms of identification: tattoos, microchip, scrapie tag or 5-digit county tag by **May 15, 2024**. **Chip readers must be supplied by the member.**
- All Meat, Dairy, and Pygmy Goat animals must be identified through Indiana 4-H Online by **May 15, 2024**.
- Premise ID numbers are required on all 4-H Goat enrollments.
- Superintendents have the right to limit the number of goats per exhibitor.
- Meat goat wethers, wether dams, market does, and registered Boer goat females must turn in a DNA Hair Sample to the Extension Office by May 15th to be eligible for State Fair.

### HEALTH:

- Health papers are not required but animals must be free of abscesses, open sores, pink eye, respiratory disease, foot rot, sore mouth, external parasites or any other contagious diseases.
- All animals will remain loaded until inspected by the Superintendent at the time of check in.
  - Animals with questionable health conditions will be sent home.
  - Any animal displaying any type of open or unhealed areas will be sent home.
- No intact males can be shown.
- All dairy goats must be de-horned, however meat/pygmy goats will be allowed to be shown with horns in order to keep their breed characteristics at the owners discretion.**

### GROOMING:

4-H Exhibitors may only receive clipping and grooming assistance from members of their immediate family (father, mother, and siblings), from a legal guardian, from a current Indiana 4-H member, and from individuals enrolled in the Indiana 4-H Approved Animal Grooming Assistance Program. Please contact the Extension Office with questions on how to be approved or to see if you are already on the approved groomers list.

### PENNING:

- The Superintendent will assign pen space prior to goats arriving at the fair.
- Exhibitors will furnish their own bedding. Stalls, pens and walkways should be kept clean by the 4-H member.
- Every goat must have a collar and a tie chain available.
- One overhead fan facing south per pen is allowed. Fans must be off the ground and have proper safety approved shrouds.
- Bucks are not permitted on the fairgrounds except buckling kids still dependent on their dams for nutrition.
- There will be a pen/stall fee of no more than \$5 per pen/stall due at the beginning of fair. Please see your leader for further communications on this closer to fair.

### SHOW:

- Age of animals shall be computed from actual date of judging.
- Classes will be determined based on the submission of the Goat Enrollment.
- Milking Dairy does that are competing for best Dairy Doe of Show, will be milked out prior to competing in the Best Dairy Doe of Show class.
  - Milk out may be observed by the superintendent.



- d) Rate of Gain will be offered to Pygmy wethers, Dairy wethers, Meat wethers and Market Does.
  - a . All market animals participating must be brought to ID day on **May 4, 2024** to be weighed.
  - b . Final weight of animal will be its fair check-in weight.
  - c. All animals entered in the Rate of Gain must be properly exhibited by the 4-H member in their appropriate class.
- e) Dairy Wethers - Only dairy breeds and grade dairy crosses may show in the dairy classes.
- f) Meat Wethers & Market Does - will be shown in market classes.
- g) It is recommended that the dairy exhibitors wear a white blouse/shirt and nice pants, skirt or split skirt (NO shorts) to show their animals.
  - Midriff area on all Exhibitors should not be exposed when standing or bending.
- h) For safety reasons Exhibitors must wear boots or closed toed shoes
- i) The Mini 4-H Show will include Kindergarten, 1st, and 2nd graders that are enrolled in the Clay Co. Mini 4-H program and entered in the sheep project by **June 17, 2024**. They will show goats owned by other 4-Hers who are exhibiting at the Fair.

## **SHOW CLASSES:**

- a) **Dairy Show Classes:** ADGA approved breeds- [See current year State Fair Class listings](#)
- b) **Pygmy Show Classes:** [See current year State Fair Class listings](#)- exceptions listed below.
  - **Wethers**
    - Junior Wethers one (1) year old or younger
    - Senior Wethers over one (1) year of age
- c) **Meat Classes- Fullblood/Purebred Boers (94% and up), Percentage Boer (less than 94%), Fainter, and Market Goats (can add classes for breeds as needed):** [See current year State Fair class listings](#)
  - **Market Goats –**
    - All meat goat breeds and crosses of wethers and deemed market does are eligible. Market classes will be divided according to the weight of the animals.
    - Use of pinch collars (training collars) will be allowed when showing meat goats in the show provided:
      - 1. Showman has satisfactorily completed club training prior to the end of June. If club leaders feel the showman has not satisfactorily completed/compiled training prior to end of June, the showman will not be permitted to use pinch collars during the show.
    - Bracing market animals is allowed and encouraged if showman can properly handle their animal **but not required**.
    - **Meat wethers and wether dams must be slick sheared to ¼" hair length.**
- d) **Fiber Show Classes:** Classes will be determined based on enrollment.

## **SHOWMANSHIP:**

**Meat and dairy goats will have separate showmanship classes at the beginning of each show.**

4-H members who participate in 4-H goat showmanship classes may only show their own animals that will be exhibited by them in a regular 4-H class.

- a) **Junior Showmanship – 3<sup>rd</sup> through 5<sup>th</sup> graders** as of **January 1, 2024** are eligible. Once an exhibitor is the overall Junior showman, the 4-Her is only eligible to compete in the Intermediate showmanship class the following year.
- b) **Intermediate Showmanship – 6<sup>th</sup> through 8<sup>th</sup> graders** as of **January 1, 2024** and anyone who was won Junior Showmanship. Once an exhibitor is the overall Intermediate showman, the 4-Her is only eligible to compete in the Senior showmanship class the following year.
- c) **Senior Showmanship – 9<sup>th</sup> through 12<sup>th</sup> graders** as of **January 1, 2024** and anyone who has previously won Intermediate Showmanship. The winning 4-Her is eligible to compete in the Champion of Champions classes in the same year and future years once he or she has won senior.
- d) **Champion of Champions Showmanship** – All previous Senior Division Champions, including the **2024** Senior Division Champion.

Top three placings in all divisions will receive ribbons.



## OUTSTANDING JUNIOR & SENIOR ACHIEVEMENT AWARD:

### Guidelines for the Outstanding Achievement Award:

- a) **Preparation of Exhibit = 25 points**
  - 1) Adequate, clean bedding – 15
  - 2) Animals clean while in pens - 5
  - 3) Decorations neat and attractive - 5
- b) **Appearance/Participation of Exhibitor = 25 points**
  - 1) Knowledgeable, courteous and friendly, able to answer questions about goats - 5
  - 2) Clothes and member is neat, clean and appropriately dressed - 5
  - 3) Member assists other members and attends the show when not showing - 15
- c) **Care of Exhibit = 25 points**
  - 1) Goats are clean and clipped (before show) feet trimmed - 15
  - 2) Aisles are kept neat and clean - 5
  - 3) Feed and equipment are stored neatly when not in use, out of sight if possible and kept clean - 5
- d) **Showmanship = 25 points**
  - 1) Member is courteous and helps others in make-up pens- 5
  - 2) Member is courteous and assists others while showing -5
  - 3) Member is polite to the judge and does not show frustration and/ or anger in the ring or arena building – 15

Will be presented during the show.

## BORN AND RAISED:

- a) **Born and Raised goats must be born and raised by the Clay County 4-H member. Exhibitor must notify goat Superintendent at time of tagging weigh-in/tagging if their animal is homegrown.**
- a) Born and raised animals will receive separate ribbons/banners for placing.

## AWARDS

Breed Champion & Reserve Champion <b>Junior &amp; Senior</b> Dairy Does	Champion Homegrown <b>Junior &amp; Senior</b> Dairy Doe & Wether	<b>Supreme/Grand Champion Junior &amp; Senior</b> Dairy Doe & Wether of Show	Grand Champion Pygmy Doe & Wether
Champion Homegrown Pygmy Doe & Wether	Breed Champion & Reserve Champion Meat Does	Champion Homegrown Meat Doe & Market goat	Grand Champion Meat Doe, Meat Wether and Wether Dam
Champion Junior, Intermediate & Senior Showmanship	Champion of Champions Showman	Rate of Gain Winner	Outstanding Junior & Senior Achievement Awards
Top 5 Market	Top 5 Dairy	Breeders Award	<b>Fiber Class Champion &amp; Reserve Champion</b>

## CLAY COUNTY 4-H LIVESTOCK AUCTION:

The Livestock Auction/Benefit for the Barns Event will be held upon the conclusion of the fair. In order to be eligible, you must show an animal at the fair and have a designated animal for auction. A small percentage auction fee will be deducted from each member's check. Detailed auction information will be finalized closer to fair.

## Indiana 4-H Quality Livestock Care Training

To exhibit beef cattle, dairy cattle, swine, sheep, goats, poultry and rabbits, 4-H members must be certified through the Indiana 4-H Quality Livestock Care Training. This is an annual program that can be completed in-person by attending one of the classes on the following dates at the Fairgrounds:

- **March 25, 2024**
- **April 30, 2024**
- **May 22, 2024**
- **June 19, 2024**



An online option is available for \$12 through the YQCA program. Once you complete this [online course](#), you must email the Extension Office your final certificate emailed to you at completion showing your certification number.

## **REFERENCES:**

- [Purdue Extension Goat Project](#)
- [Indiana State Fair Book – Dairy Goats](#)
- [Indiana State Fair Book – Meat Type Goats](#)

## **IMPORTANT DATES FOR GOATS:**

<b>May 4, 2024 (9:00 AM - Noon)</b>	Goat Tag/ID Day at the Fairgrounds
<b>May 15, 2024</b>	Deadline to enroll goats online—Your enrollment will not be complete if your show animals are not identified online. Exhibitors who fail to register their animals online before the May 15th deadline will not be eligible to exhibit at the county or state fair.
<b>May 15, 2024</b>	DNA Samples must be returned to office if going to State Fair.
<b>June 17, 2024</b>	Mini 4-Her's must be signed up to participate in goat show.
<b>June 28, 2024</b>	Fair Entry due
<b>TBD</b>	Deadline to register goats online for the State Fair.
<b>July 13-19, 2024</b>	Clay County Fair
<b>July 12, 2024 (6 – 9:00 PM)</b>	Goat check-in at Clay County Fair
<b>July 13, 2024 (7 – 10:00 AM)</b>	Goat check-in at Clay County Fair
<b>July 13, 2024</b>	Mini 4-H Goat show
<b>July 14, 2024 (Noon)</b>	Pygmy & Meat show at Clay County Fair
<b>July 18, 2024 (9:00 AM)</b>	Dairy Goat show at Clay County Fair
<b>July 18, 2024 (9:00 PM)</b>	Goats released
<b>July 19, 2024</b>	Clay County livestock auction
<b>August 2 - 19, 2024</b>	Indiana State Fair
<b>August 16 - 18, 2024</b>	State Fair Dairy Goat Show
<b>August 3 - 4, 2024</b>	State Fair Meat Goat Show
<b>August 11, 2024</b>	State Fair Boer Goat Show







## Animal Identification

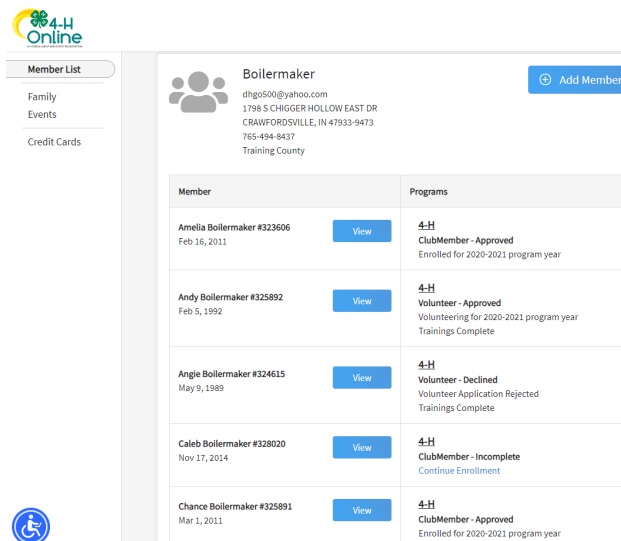
4-H members (Grades 3 – 12) must identify all Beef and Dairy Cattle, Goats, Horses, Llamas, Sheep and Swine in the 4-H Online system by the species deadline or earlier county deadline if applicable to be eligible for exhibition.

- Beef and Dairy Beef Steers, Beef Heifers, Beef/Dairy Feeder Calves, Dairy Cattle, Goats, Horses, Llamas, Sheep, and Swine must be entered into 4-H Online no later than May 15, 2024.

## Animal Identification in 4-H Online

Please complete the following steps to identify your livestock in the 4-H Online system.

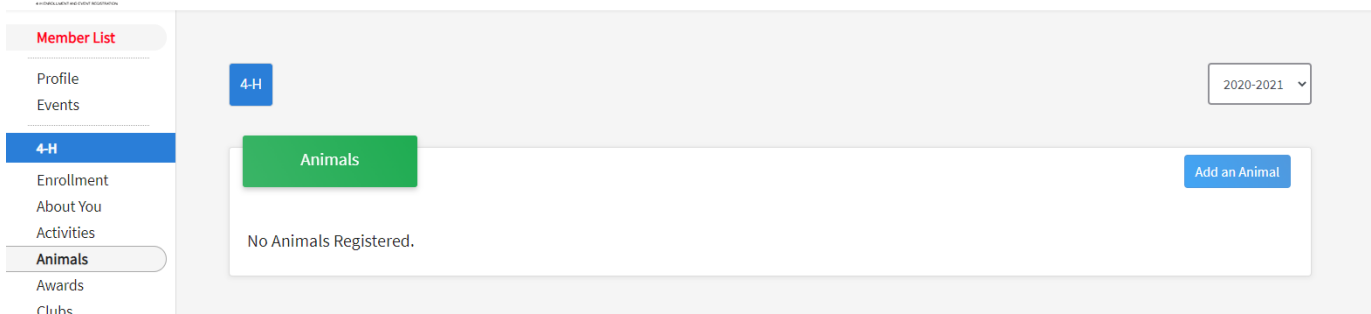
1. Login to your family profile at: <https://v2.4honline.com> using your family email address and password associated with your 4-H enrollment record.
  - a. If you have forgotten your password, please use the 'Reset password' option on the 4-H Online login page, and you will be sent a new temporary password.
  - b. If you have forgotten your family email address or turned in a paper 4-H enrollment form, please contact your local Purdue Extension Office for assistance.
2. Click View next to the Member's record for whom you would like to add an animal



The screenshot shows the 4-H Online Member List page. On the left is a navigation menu with 'Member List' selected. The main content area shows a profile for 'Boilermaker' with contact information and an 'Add Member' button. Below this is a table with two columns: 'Member' and 'Programs'. The table lists five members with their IDs, birth dates, and program statuses.

Member	Programs
Amelia Boilermaker #323606 Feb 16, 2011	4-H ClubMember - Approved Enrolled for 2020-2021 program year
Andy Boilermaker #325892 Feb 5, 1992	4-H Volunteer - Approved Volunteering for 2020-2021 program year Trainings Complete
Angie Boilermaker #324615 May 9, 1989	4-H Volunteer - Declined Volunteer Application Rejected Trainings Complete
Caleb Boilermaker #328020 Nov 17, 2014	4-H ClubMember - Incomplete Continue Enrollment
Chance Boilermaker #325891 Mar 1, 2011	4-H ClubMember - Approved Enrolled for 2020-2021 program year

3. Click Animals in the navigation pane.
4. Click the blue "Add an Animal" button. (even if you have previous year animals that can be registered again, click "Add an Animal")



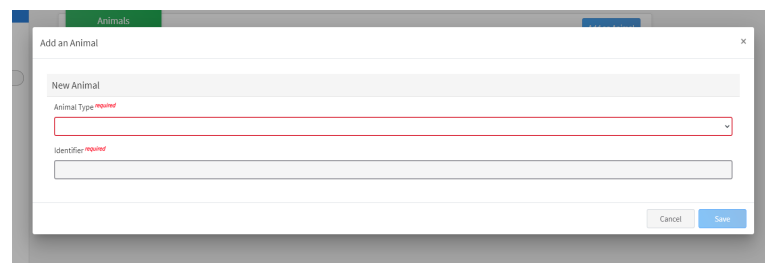
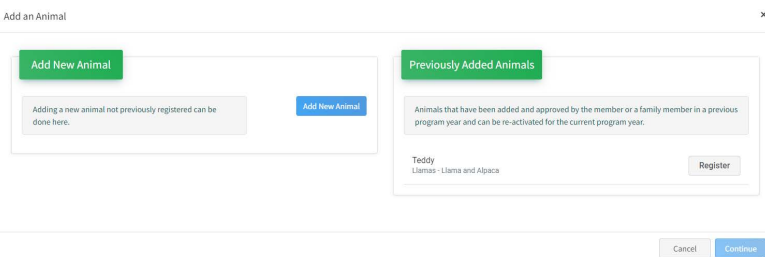
The screenshot shows the 4-H Online Animals page. On the left is a navigation menu with 'Animals' selected. The main content area shows a '4-H' header, a dropdown menu for the program year (2020-2021), a green 'Animals' button, and a blue 'Add an Animal' button. Below these elements, it says 'No Animals Registered.'



- Click on "Add New Animal" to start adding a new animal **or** if you have animals that carry over from the previous year you **"Register"** those. Animals that can be registered from previous years **must be REGISTERED** every year by completing this step. You cannot select a previous year and assume they are there. Animals that carry over are Dairy Cattle Females, Horse&Pony, Llama&Alpaca, Dairy Goat Females, and Pygmy Goats (move onto step 9 if registering previous animal).
- Select the appropriate animal type from the drop-down menu.
- Enter the required Tag, Tattoo, or Animal Name as directed for the first step that will then allow you to proceed to the remaining identification process. (see Key) →
- Click Save.

### Key

Animal Type	Required Identifier	What do I put in this field?
Beef and Dairy Beef Steers	Tag	5-digit County Tag
Commercial and Market Heifers	Tag	5-digit County Tag
Beef Cow-Calf Pair	Tag	Calf's tag
Beef Feeder Calves	Tag	5-digit County Tag
Beef Registered Heifers	Tattoo	Tattoo
Dairy Feeder Steers	Tag	5-digit County Tag
Dairy Cattle Females	Animal Name	Animal's name
Dairy Goat Females	Tattoo	Tattoo
Dairy Goat Wethers	Tattoo	Tattoo or NA (if not applicable)
Meat Goats	Tattoo	Tattoo or NA (if not applicable)
Pygmy Goats	Tattoo	Tattoo, Microchip, or Scrapie ID
Horse and Pony	Animal Name	Animal's name
Llama and Alpaca	Animal Name	Animal's name
Sheep	Tag	5-digit County Tag or Scrapie ID (commercial ewes) or registration number (breeding ewes)
Swine Barrows	Tattoo	Earnotch (Pig's Right Ear-Pig's Left Ear)
Swine Gilts	Tattoo	Earnotch (Pig's Right Ear-Pig's Left Ear)



- Read the on-screen instructions for Animal ID requirements for County Fair and Indiana State Fair Exhibition.
- Click on the button "Show Questions" after reading the instructions.
- Required fields are indicated, but be sure to complete all other visible fields as applicable.
- Click next once completed. If animals have been carried over, the ID information will already be there.
- Upload any files if required or necessary for the particular Animal type. For animals that are carried over, new photos and files must be uploaded each year.
- Click next once completed.
- Review the entered information. Use the Back button at the bottom of the page to return to the previous screen to make corrections if needed.
- Once the entered information is correct and reviewed, click the Submit button.
- The animal information will display on the screen with the status, created, modified, and submitted date and time stamp (local time). You will also receive a confirmation email upon submission.
- To add more animals for the same member repeat steps 3-17. To add animals for another member return to the Member List and View another member.

**\*\*Note\*\*** Members are able to edit Animal ID information until the species specific Animal ID deadline of **May 15, 2024**. Click on the Animals tab from your account at any time to view the status for all of the animals for a member in the family.

## Family Enrollment of Animals

Animals are automatically co-enrolled within the same family (Siblings and step-siblings). The animals may be identified under a single 4-H member in 4-H Online and be exhibited by a different sibling listed in the same family profile. **With this capability in 4-H Online, animals do not need to be entered under each 4-H member in the family.** The exhibit management program will allow a member to select to exhibit any animal identified by the family in 4-H Online. It is suggested that at least 1 animal be identified by each member enrolled in the project.