


January 26, 2024

**Attention: Any 4-H Dairy Cattle enrolled after
May 15th will NOT be allowed to exhibit their animals at the fair.
If the May 15th Enrollment Deadline is not met,
4-H'ers may exhibit a Poster or a Demonstration as their
project.**



TO: 4-H Dairy Cattle Project Members

Please Read this Letter in its Entirety.

2024 4-H Dairy Enrollment Procedures: Once again, we will be enrolling all dairy cattle through 4HOnline via your 4-H profile. The 4HOnline website is <https://v2.4honline.com/>. There are NO paper 4-H Dairy Enrollment Forms!! If you plan to lease your dairy female animals, you will need an animal release form. Contact the Extension Office for more information. All lease forms must be turned in to the Extension Office by May 15th for animals you do not own. Dairy heifers are the only leasing option. Enclosed in this letter are the instructions on how to enroll your animals online. You should have received the RFID and County Tag number at tagging day on **Friday February 23rd 5 pm to 7 pm or Saturday February 25th from 9 am to 11am. If you need extra assistance, don't hesitate to reach out to the Extension Office.**

No Late Animal Enrollments will be accepted. If you do not enroll your animals online by the mandatory deadlines, you will not exhibit animals at the fair. You can complete the project with a project record sheet, poster or an interactive demonstration. All Dairy animals are to be enrolled online by May 15, 2024. It is the responsibility of the 4-H'er to meet these deadlines and provide the correct information on their enrollment.

DNA Hair Sample: All Dairy Cattle (include females, beef steers, and feeder steers) planning to exhibit at the State Fair will be required to submit a DNA Hair Sample to the Extension Office by May 15th. The hair has to be submitted in a specific envelope from the Extension Office. Obtain an envelope before you collect your hair sample. Using a pair of plyers, pull approximately 40 hair follicles from the tail of your animal and insert them into the envelope. Please don't look at this requirement as another step, but realize this will give you another chance if your tattoos or tags are incorrect at the State Fair.

1. **DAIRY FEMALES:** All Dairy Females must be enrolled on 4-H Online by May 15th. If your dairy female is not a registered animal, type not registered in the registration box or field. If you plan on exhibiting dairy females at the State Fair, they must be registered. The rest of the information must be completed for your animal. All dairy cattle are required to have a RFID tag when exhibited at the County or State Fair, you should receive these at tag day. Dairy females do not have to be brought to tag-in unless you need help tagging your animal with an RFID tag. If you don't have your own RFID tags, please come to the office and purchase one.

2. **DAIRY FEEDER CALVES**: All Dairy Feeder Calves born from August 1, 2023 through March 31, 2024 must have an RFID tag to Exhibit at the fair. If you need help tagging your animal, they will be **tagged by appointment with Beef Superintendent Ross Hyatt** (rhvatt9400@gmail.com, 812-239-6577).
 3. **STATE FAIR DAIRY FEEDER STEERS**: If you plan to exhibit Dairy Feeder Steers at the State Fair, they will need to be tagged with both a **county tag** and an **RFID tag**. **THEY WILL ALSO NEED A REQUIRED DNA HAIR SAMPLE**.
 4. Tagging Fee – For this year, 4-H'ers will be charged \$3.00 for RFID tags and \$3.00 for any county tags needed at tag-in. You can pay by check or cash. Checks can be made payable to the Clay County 4-H Cattle Club.
 5. Premise ID: The Cattle Enrollment asks for your Premise ID. Obtaining a premise ID is an easy task to accomplish if you have not done this for your family or farm. You may access the form on line at <http://www.in.gov/boah>. Once you open this website, you will see a “here” link in the middle of the Premise ID section. On the next page, click the pdf registration or the online premise registration. If you do the PDF version, mail it to the Board of Animal Health to obtain your Premise number. If this is not your first year, this number is the same as your years past.
 6. Siblings are allowed to co-enroll dairy animals on their enrollment. The animals do not need to be entered under each member profile. As long as all information is entered under one of the siblings, this will allow multiple siblings the opportunity to show the animal. You will need to decide who is showing what when we make entries in fairentry, which opens after May 15th and is due June 28th.
 7. Please be sure to read the Clay County 4-H Dairy requirements in the Clay County 4-H Terms and Conditions Handbook for further rules and policies. The Clay County Terms and Conditions can be found on the Clay County 4-H Purdue Extension website at: <https://bit.ly/3SffJLG>
 8. 4-H'ers who plan to show dairy at the Indiana State Fair can view the project and entry requirements via their website at www.indianastatefair.com. Currently, the project information has not been updated for 2024. Please refer to their website for updates and deadlines. The Entry books will be available soon. These will include full show and competition schedules and terms and conditions. When the entry information becomes available, more information will be sent out.
- The date of the 2024 Indiana State Fair is Friday August 2nd through Sunday the 18th. The livestock show schedule can be found here: <https://bit.ly/3wvOLpP>
9. **Grooming Policy**: 4-H Exhibitors may receive clipping and grooming assistance from members of their immediate family (father, mother, and siblings), legal guardian, from a current Indiana 4-H member, and from individuals enrolled in the Indiana 4-H Approved Animal Grooming Assistance Program.
 10. **Health**: Health papers will not be required for the dairy project. However, at fair check in the Cattle Superintendent will check for any signs of disease. The animal must not show symptoms of a communicable disease at the time of arrival and throughout the remainder of the fair week. For more information of cattle health requirements call the Indiana Board of Health at (877) 747-3038.

11. **Indiana 4-H Quality Livestock Care**: All Livestock Exhibitors must complete the Indiana 4-H Quality Livestock Care training. This program is currently only offered in-person. If you are not able to attend one of the in-person trainings, the YQCA online program will fill the requirement for the quality care training. This can be done at yqcaprogram.org. If you complete it online, you **MUST** provide your certificate to the Extension Office (email korniak@purdue.edu or bring it in during office hours Monday-Friday 8 am to 4 pm). All Beef members need to attend one of the face-to-face programs or complete the training online. For 2024, the face-to-face program option will be offered 4 times in Clay County. All programs will be from 6:30 p.m. to 7:30 p.m. at the Clay County 4-H Fairgrounds Exhibit Hall.

Dates QLC is offered:

- March 25th
- April 30th
- May 22nd
- June 19th

***Please call the Extension Office at 812-448-9041 or email Ashley (aevinger@purdue.edu) to register for a training.**

Clay County Farm Bureau has generously offered to sponsor the program, so in person trainings are **FREE**. However, if you decide to complete the program via the internet, there is a \$12.00 fee.

Good Luck this year with your 4-H Beef and Dairy Animals. If you have any questions, please contact the Extension Office at 812-448-9041.

Sincerely,

Natalie

Natalie Korniak
Purdue Extension Clay County
4-H Youth Development Educator

Ashley

Ashley Evinger
Purdue Extension Clay County
4-H Program Assistant



CLAY COUNTY 4-H DAIRY

*Updated for 2024

4-H Dairy Superintendent: Deedra Arvin – (317)616-8268 (deedraarvin@gmail.com)

ENROLLMENT:

- a) Enrolled animals must be owned by the 4-H exhibitor by said deadline and must be under the continuous care, responsibility, and ownership through the date of the show, except where change of ownership was to 4-H member's complete ownership. Any animal listed under a family through Indiana 4-H Online may be shown by any member listed under that family profile.
- b) 4-H members must be enrolled in the Clay County 4-H and Dairy Project by **May 15, 2024**.
- c) All 4-H Cattle must be identified through Indiana 4-H online by **May 15, 2024**, this includes market steers, feeder steers, bulls and dairy females.
- d) 4-H dairy steers must be identified with a county 5-digit ID tag and an RFID tag by the annual Cattle ID Day on **February 23 or 24, 2024**. All steers will be weighed at this time for the Rate of Gain competition.
- e) All Dairy females must be identified with an RFID tag and tattoo or breed identification ID. The animal must be owned or leased and under the care of the 4-H member by **May 15, 2024**.
- f) All Dairy Feeder Steers and Bulls must be identified with an RFID tag by **May 15, 2024**. All dairy feeders that intend to show at the State Fair must also have a 5-digit county tag.
- g) Premise ID numbers are required for all Dairy enrollments.
- h) All 4-H'ers who plan to exhibit dairy cattle at the State Fair must supply a DNA Hair Sample to the Extension Office by **May 15, 2024** for each animal they plan to exhibit.

HEALTH:

- a) At the time of check in with the Dairy Superintendent and for the remainder of the time at the fairgrounds, the animal must not show symptoms of a communicable disease. For more information on cattle health requirements, call the Indiana Board of Health at (877) 747-3038.
- b) Health rules as provided by the Indiana State Board of Animal Health will be followed. In case of a health question, a veterinarian will be contacted. The Dairy Superintendent can request cattle remain on the trailer until checked by a veterinarian.
- c) No cattle will be unloaded at the fair until inspected and, if necessary, approved by the Veterinarian on duty. Animals showing any sign of communicable disease will not be allowed on the fairgrounds. Warts and Ringworm are not allowed.
- d) All calves must be properly castrated and dehorned by the fair. Improperly castrated calves will not be allowed to be exhibited.
- e) If an animal becomes ill during the fair, a veterinarian will evaluate the animal and the dairy superintendent will determine if the animal should be released.
- f) All animals at weigh-in and while exhibited at the fair must be dehorned and halter broke to the extent that they are not deemed a safety hazard to the public, other exhibitors, or their exhibitor/owner. **NO EXCEPTIONS**

GROOMING:

4-H Exhibitors may receive clipping and grooming assistance from members of their immediate family (father, mother, and siblings), from a legal guardian, from a current Indiana 4-H member, and from individuals enrolled in the Indiana 4-H Approved Animal Grooming Assistance Program. Please contact the Extension Office with questions on how to be approved or to see if you are already on the approved groomers list.

PENNING:

- a) Exhibitors will furnish their own bedding materials (unless a donor is obtained).
- b) The superintendent will assign stall space and tie out space prior to cattle arriving at the fairgrounds.
- c) During fair week all cattle are required to have BOTH halter and necktie while in assigned stall and tie out.
- d) One fan per TWO head of cattle is allowed. Fans must have proper safety shrouds. No misters or butt fans are allowed.
- e) Power washers will not be allowed in the wash racks.
- f) No stall panels, gates, or posts will be allowed in the tie out area.
- g) Muzzles and electric prodders will not be allowed.
- h) Stall assignments will be made according to Fair Entry completion after **June 28, 2024**. Penning will be assigned by family (siblings).
- i) **Cows in milk may arrive to fair either on Saturday during check-in for cattle or on the day of dairy show between 6:00 AM**



and noon. Cows in milk are permitted to leave either upon conclusion of the dairy show (same day) or with the normal release of livestock.

- j) There will be a stall fee of no more than \$5 per head due upon check in at the fair. Please see your superintendent for further communication on this closer to fair.

SHOW:

- a) All cattle will use the rules and age grouping classification utilized at State Fair.
- b) Show classes will be divided into breed and/or weight classes based upon the enrollment each year. Heifers will be shown by age as listed below. The dairy superintendent will divide the classes and adjust as needed.
- c) **Show order for all heifers/cows, steers, and feeder calves will be posted no later than 6:00 PM the night before the dairy show.**
- d) AOB class will not be offered
- e) **All animals will be weighed and/or checked in upon unloading at fair check-in. Registration papers, tags and/or tattoos, and lease agreements will be checked at this time.**
- f) To show a dairy female, you must have an RFID tag, signed lease agreement if the animal is leased, and registration papers and legible tattoo if the female is registered. The registration paper and lease agreement (if applicable), must be provided upon weigh in at the fair. If you do not have the lease agreement (if applicable) or if your papers, tattoo and RFID tag does not match the Indiana 4-H Online family profile entry, that heifer/cow will be disqualified.

AGE REQUIREMENTS FOR REGISTERED DAIRY FEMALES:

- **Spring Heifer Calf** - Born **March 1, 2023 to May 15, 2024**
 - **Winter Heifer Calf** - Born **December 1, 2023 to February 28, 2024**
 - **Fall Heifer Calf** - Born **September 1, 2023 to November 30, 2023**
 - **Summer Yearling Heifer** - Born **June 1, 2023 to August 31, 2023**
 - **Spring Yearling Heifer** - Born **March 1, 2023 to May 31, 2023**
 - **Winter Yearling Heifer** - Born **December 1, 2022 to February 28, 2023**
 - **Fall Yearling Heifer** - Born **September 1, 2022 to November 30, 2022**
 - **Junior 2-year old Cow** - Born **March 1, 2022 to August 31, 2022**
 - **Senior 2-year old Cow** - Born **September 1, 2021 to February 28, 2022**
 - **Junior 3-year old Cow** - Born **March 1, 2021 to August 31, 2021**
 - **Senior 3-year old Cow** - Born **September 1, 2020 to February 28, 2021**
 - **4-Year old Cow** - Born **September 1, 2019 to August 31, 2020**
 - **5-Year old Cow** - Born **September 1, 2018 to August 31, 2019**
 - **Aged Cow Six Years and Older** - Born **prior to August 31, 2018**
 - **Dry Cow** – Any milking age
- g) Steers must have milk teeth in place and will be shown by weight and shown only against dairy steers. County ID and RFID tags will be checked at the fair weigh in and if, they do not match the Indiana 4-H online family profile entry, the animal will be disqualified.
- h) In addition to the grooming guidelines, no false tails and/or use of and/or addition of any type of artificial hair is prohibited. Only natural hair growing in its original location will be permitted.
- i) All 4-H livestock will be shown by current Clay County 4-H members only.
- j) The Mini 4-H Show will include Kindergarten, 1st, and 2nd graders that are enrolled in the Clay Co. Mini 4-H program and entered in the cattle project by **June 17, 2024**.

FEEDER CALF: DAIRY

- a) Calf must meet all Clay County 4-H and Indiana BOAH Health Requirements
- b) Animals must be owned by the 4-H member no later than **May 15, 2024**.
- c) **The animal must be 100% dairy. Beef/dairy cross breeds will be shown during the beef show. Classes are for steers and bulls.**
- d) All calves must be dehorned by 4-H Fair. No ruptured calves may be exhibited.
- e) Calf Age: **August 1, 2023 to March 31, 2024**. Feeder calves **must not exceed 700 lbs.** the day of fair weigh-in. If feeder calf exceeds 700 lbs., you will be able to show them as a dairy steer.
- f) A Grand Champion and Reserve Grand Champion will be selected from the class winners. Calves will be shown by



weight.

- g) Show classes will be determined by enrollment each year and at the discretion of the dairy superintendent.
- h) Calves do not have to be weaned at tagging but must be weaned by fair time.

BORN & RAISED:

- a) **Born and Raised animals must be born and raised by the Clay County 4-H member.**
- b) These animals will be exhibited during the steer and female show and placed. After each Champion and Reserve placing is selected, Born and Raised animals will return for Champion and Reserve Born and Raised placings as necessary.
- c) Exhibitors must indicate county born and raised on livestock entries through Indiana 4-H Online.

RATE OF GAIN:

The Rate of Gain class is for Steers only. The top award will go to the animal with the highest Average daily Gain between the Annual Cattle ID tag day (**February 23 or 24, 2024**) and the weigh-in at the fair.

SHOWMANSHIP:

4-H members who participate in 4-H dairy showmanship classes may only show their own animals that will be exhibited by them in a regular 4-H class.

- a) **Junior Showmanship – 3rd through 5th graders** as of **January 1, 2024** are eligible. Once an exhibitor is the overall Junior showman, the 4-Her is only eligible to compete in the Intermediate showmanship class the following year.
- b) **Intermediate Showmanship – 6th through 8th graders** as of **January 1, 2024** and anyone who was won Junior Showmanship. Once an exhibitor is the overall Intermediate showman, the 4-Her is only eligible to compete in the Senior showmanship class the following year.
- c) **Senior Showmanship – 9th through 12th graders** as of **January 1, 2024** and anyone who has previously won Intermediate Showmanship. The winning 4-Her is eligible to compete in the Champion of Champions classes in the same year and future years once he or she has won senior.
- d) **Champion of Champions Showmanship** – All previous Senior Division Champions, including the **2024** Senior Division Champion.

AWARDS

Breed Champion & Res. Champion Junior and Senior Females	Breed Grand & Res. Grand Females	Supreme – Third Overall Dairy Female	Breed Champion & Res. Champion Clay County Born & Raised Female
Supreme & Reserve Overall Clay County Born & Raised Female	Breed Champion Dairy Steers	Grand – Third Overall Dairy Steer	Champion Rate of Gain Dairy Steer
Breed Champion Feeder Steers & Feeder Bull	Grand & Res. Grand Dairy Feeder Calf	Breed Champion Feeder Steers Clay County Born & Raised	

CLAY COUNTY 4-H LIVESTOCK AUCTION:

The Livestock Auction/Benefit for the Barns Event will be held upon the conclusion of the fair. In order to be eligible, you must show an animal at the fair and have a designated animal for auction. A small percentage auction fee will be deducted from each member's check. Detailed auction information will be finalized closer to fair.

Only Dairy Beef Steers (no feeder calves) will be eligible to participate in the Livestock Auction. Minimum weight for steers will be based on the market truck assigned. Exhibitors wishing to exhibit a Dairy Beef Steer weighing below 700 pounds must sign a release form acknowledging that their animal is not eligible for sale at the auction. Failure to sign this waiver will disqualify the animal from the beef steer show. **UNLESS A BUYER FOR THESE ANIMALS IS OBTAINED.**



Indiana 4-H Quality Livestock Care Training

To exhibit beef cattle, dairy cattle, swine, sheep, goats, poultry and rabbits, 4-H members must be certified through the Indiana 4-H Quality Livestock Care Training. This is an annual program that can be completed in-person by attending one of the classes on the following dates at the Fairgrounds:

- **March 25, 2024**
- **April 30, 2024**
- **May 22, 2024**
- **June 19, 2024**

An online option is available for \$12 through the YQCA program. Once you complete this online course, you must email the Extension Office your final certificate emailed to you at completion showing your certification number.

STATE FAIR:


4-H Dairy cows and heifers must be entered separately to be shown at the Indiana State Fair. Refer to the [Indiana State Fair website](#) for entry deadlines and additional rules.

REFERENCES:

[Purdue Extension Dairy Cattle Project](#)
[Indiana State Fair Book – Dairy Cattle](#)

IMPORTANT DAIRY DATES:

February 23, 2024 (5:00 PM – 7:00 PM)	Cattle ID Day at the Fairgrounds
February 24, 2024 (9:00 – 11:00 AM)	Cattle ID Day at the Fairgrounds
May 15, 2024	Deadline to enroll dairy online— Your enrollment will not be complete if your show animals are not identified online. Exhibitors who fail to register their animals online before the May 15th deadline will not be eligible to exhibit at the county or state fair.
May 15, 2024	DNA Samples due to the Extension Office if going to State Fair.
June 17, 2024	Mini 4-Her's must be signed up to participate in the Mini dairy show.
June 28, 2024	Fair Entry due
TBD	Deadline to register dairy online for the State Fair.
July 13 - 19, 2024	Clay County 4-H Fair
July 12, 2024 (6:00 – 9:00 PM)	Dairy check-in at the Clay County Fair
July 13, 2024 (7:00 – 10:00 AM)	Dairy check-in at the Clay County Fair
July 14, 2024	Mini 4-H Cattle Show
July 16, 2024 (4:00 PM)	Dairy show at the Clay County Fair
July 18, 2024 (9 p.m.)	Dairy released
July 19, 2024	Clay County livestock auction
August 2 - 18, 2024	Indiana State Fair
August 11, 2024	State Fair Dairy show





Animal Identification

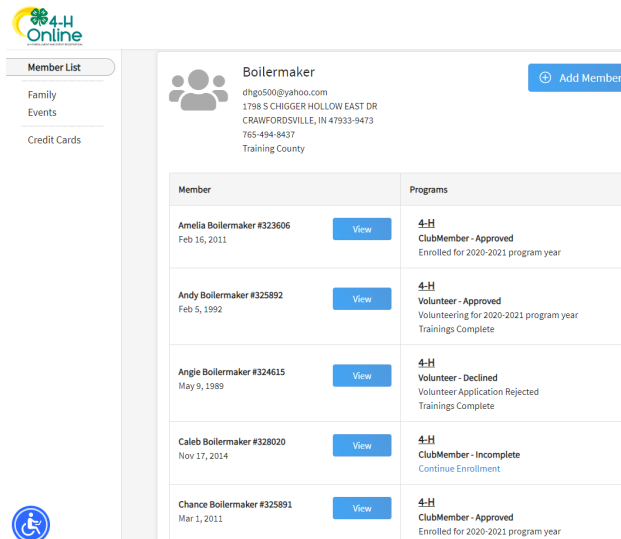
4-H members (Grades 3 – 12) must identify all Beef and Dairy Cattle, Goats, Horses, Llamas, Sheep and Swine in the 4-H Online system by the species deadline or earlier county deadline if applicable to be eligible for exhibition.

- Beef and Dairy Beef Steers, Beef Heifers, Beef/Dairy Feeder Calves, Dairy Cattle, Goats, Horses, Llamas, Sheep, and Swine must be entered into 4-H Online no later than May 15, 2024.

Animal Identification in 4-H Online

Please complete the following steps to identify your livestock in the 4-H Online system.

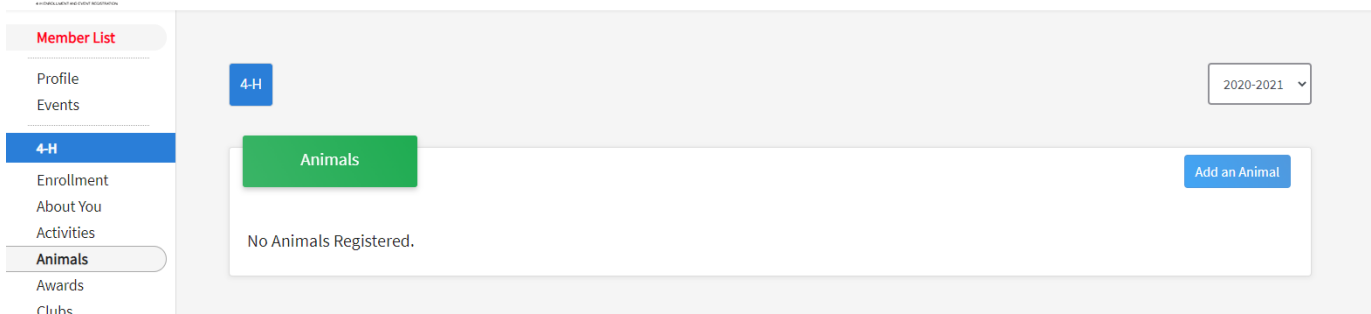
1. Login to your family profile at: <https://v2.4honline.com> using your family email address and password associated with your 4-H enrollment record.
 - a. If you have forgotten your password, please use the 'Reset password' option on the 4-H Online login page, and you will be sent a new temporary password.
 - b. If you have forgotten your family email address or turned in a paper 4-H enrollment form, please contact your local Purdue Extension Office for assistance.
2. Click View next to the Member's record for whom you would like to add an animal



The screenshot shows the 4-H Online Member List interface. On the left is a navigation menu with 'Member List' selected. The main content area shows a profile for 'Boilermaker' with contact information and an 'Add Member' button. Below this is a table with two columns: 'Member' and 'Programs'.

Member	Programs
Amelia Boilermaker #323606 Feb 16, 2011	4-H ClubMember - Approved Enrolled for 2020-2021 program year
Andy Boilermaker #325892 Feb 5, 1992	4-H Volunteer - Approved Volunteering for 2020-2021 program year Trainings Complete
Angie Boilermaker #324615 May 9, 1989	4-H Volunteer - Declined Volunteer Application Rejected Trainings Complete
Caleb Boilermaker #328020 Nov 17, 2014	4-H ClubMember - Incomplete Continue Enrollment
Chance Boilermaker #325891 Mar 1, 2011	4-H ClubMember - Approved Enrolled for 2020-2021 program year

3. Click Animals in the navigation pane.
4. Click the blue "Add an Animal" button. (even if you have previous year animals that can be registered again, click "Add an Animal")

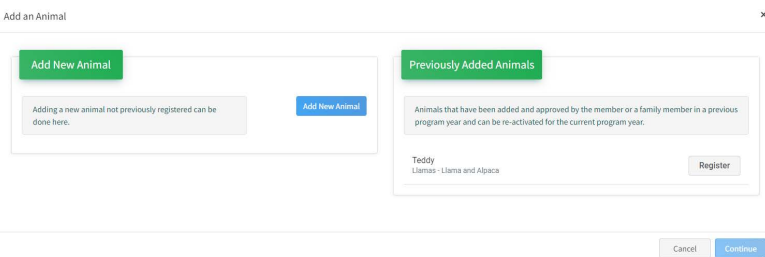
The screenshot shows the 4-H Online 'Animals' page. The left navigation pane has 'Animals' selected. The main content area features a '4-H' label, a dropdown menu set to '2020-2021', a green 'Animals' button, and a blue 'Add an Animal' button. Below these elements, it states 'No Animals Registered.'



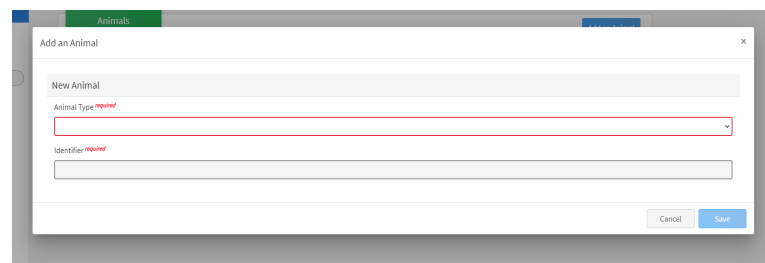
- Click on "Add New Animal" to start adding a new animal **or** if you have animals that carry over from the previous year you **"Register"** those. Animals that can be registered from previous years **must be REGISTERED** every year by completing this step. You cannot select a previous year and assume they are there. Animals that carry over are Dairy Cattle Females, Horse&Pony, Llama&Alpaca, Dairy Goat Females, and Pygmy Goats (move onto step 9 if registering previous animal).
- Select the appropriate animal type from the drop-down menu.
- Enter the required Tag, Tattoo, or Animal Name as directed for the first step that will then allow you to proceed to the remaining identification process. (see Key) →
- Click Save.

Key

Animal Type	Required Identifier	What do I put in this field?
Beef and Dairy Beef Steers	Tag	5-digit County Tag
Commercial and Market Heifers	Tag	5-digit County Tag
Beef Cow-Calf Pair	Tag	Calf's tag
Beef Feeder Calves	Tag	5-digit County Tag
Beef Registered Heifers	Tattoo	Tattoo
Dairy Feeder Steers	Tag	5-digit County Tag
Dairy Cattle Females	Animal Name	Animal's name
Dairy Goat Females	Tattoo	Tattoo
Dairy Goat Wethers	Tattoo	Tattoo or NA (if not applicable)
Meat Goats	Tattoo	Tattoo or NA (if not applicable)
Pygmy Goats	Tattoo	Tattoo, Microchip, or Scrapie ID
Horse and Pony	Animal Name	Animal's name
Llama and Alpaca	Animal Name	Animal's name
Sheep	Tag	5-digit County Tag or Scrapie ID (commercial ewes) or registration number (breeding ewes)
Swine Barrows	Tattoo	Earnotch (Pig's Right Ear-Pig's Left Ear)
Swine Gilts	Tattoo	Earnotch (Pig's Right Ear-Pig's Left Ear)



The screenshot shows a web interface for adding an animal. On the left, there is a green button labeled "Add New Animal" and a blue button labeled "Add New Animal". Below these is a message: "Adding a new animal not previously registered can be done here." On the right, there is a section titled "Previously Added Animals" with a message: "Animals that have been added and approved by the member or a family member in a previous program year and can be re-activated for the current program year." Below this, there is a list of animals: "Teddy", "Llamas", "Llamas and Alpacas" with a "Register" button.



The screenshot shows a form titled "Add an Animal" with a dropdown menu for "Animal Type" and a text input field for "Identifier". Both fields are marked as "required". There are "Cancel" and "Save" buttons at the bottom.

- Read the on-screen instructions for Animal ID requirements for County Fair and Indiana State Fair Exhibition.
- Click on the button "Show Questions" after reading the instructions.
- Required fields are indicated, but be sure to complete all other visible fields as applicable.
- Click next once completed. If animals have been carried over, the ID information will already be there.
- Upload any files if required or necessary for the particular Animal type. For animals that are carried over, new photos and files must be uploaded each year.
- Click next once completed.
- Review the entered information. Use the Back button at the bottom of the page to return to the previous screen to make corrections if needed.
- Once the entered information is correct and reviewed, click the Submit button.
- The animal information will display on the screen with the status, created, modified, and submitted date and time stamp (local time). You will also receive a confirmation email upon submission.
- To add more animals for the same member repeat steps 3-17. To add animals for another member return to the Member List and View another member.

****Note**** Members are able to edit Animal ID information until the species specific Animal ID deadline of **May 15, 2024**. Click on the Animals tab from your account at any time to view the status for all of the animals for a member in the family.

Family Enrollment of Animals

Animals are automatically co-enrolled within the same family (Siblings and step-siblings). The animals may be identified under a single 4-H member in 4-H Online and be exhibited by a different sibling listed in the same family profile. **With this capability in 4-H Online, animals do not need to be entered under each 4-H member in the family.** The exhibit management program will allow a member to select to exhibit any animal identified by the family in 4-H Online. It is suggested that at least 1 animal be identified by each member enrolled in the project.