



March 12, 2024

**Attention: Any 4-H Sheep enrolled after  
May 15th will NOT be allowed to exhibit at the fair.  
If the May 15th Enrollment Deadline is not met,  
4-H'ers may exhibit a Poster or a Demonstration as their project.**

TO: 4-H Sheep Project Members

**PLEASE READ THIS LETTER IN ITS ENTIRETY.**

**2024 Sheep Member Enrollment Procedures:** Once again, we will be enrolling all sheep through 4-H Online via your 4-H profile. The 4HOnline website is <https://v2.4honline.com/>. There are NO paper sheep Enrollment Forms. Enclosed in this letter are the instructions on how to enroll your animals online.

**You should receive all necessary tags at tag day scheduled on Friday, May 3 from 5:00 to 7:00 p.m. and Saturday, May 4th from 9:00 to 11:00 a.m.** If you need any extra assistance, don't hesitate to reach out to the Extension Office.

**No Late Animal Enrollments will be accepted:** If you do not enroll your animals online by the mandatory deadlines, you will not be able to exhibit those animals at the fair. You can complete the project with a project record sheet, poster or an interactive demonstration. All sheep are to be enrolled online by **May 15, 2024**. It is the responsibility of the 4-H'er to meet these deadlines and provide the correct information on their enrollment.

**DNA Hair Sample:** All sheep that are planning to exhibit at the State Fair will be required to submit a DNA Hair Sample to the Extension Office by **May 15th**. The hair has to be submitted in a specific envelope from the Extension Office. Obtain an envelope before you collect your hair sample. Pull approximately 40 hair follicles from the tuft of hair on the leg of the animal or between their toes and insert them into the envelope. **WOOL WILL NOT BE ACCEPTED!** Please don't look at this requirement as another step, but realize this will give you another chance if your tattoos or tags are incorrect at the State Fair.

---

**1. 2024 4-H SHEEP TAG-IN:** Friday, May 3 from 5:00 to 7:00 p.m. and Saturday, May 4th from 9:00 to 11:00 a.m. are the annual 4-H sheep identification days in the Sheep Barn. *All sheep exhibitors are required to bring their sheep to the fairgrounds for identification.* During tag-in, all market animals and commercial ewes will be tagged with a five-digit county tag number. All registered ewes must be brought to tag-in for identification purposes. All animals tagged with a county tag will be charged \$3.00 each for the tag expense. Any sheep that potentially plan to exhibit at the State Fair must be tagged with a Shearwell RFID tag as well for a fee of \$3.00 each.

**2. PREMISE NUMBERS AND SHEARWELL RFID TAG INFORMATION:**

Premise Identification: If you do not have a premise identification number for where your animals are located, then you need to complete a request form via the Board of Animal Health website or contact them via their office. All this information can be obtained via the website. Once you open this website, you will see a "here" link in the middle of the Premise ID section. On the next page, click the pdf registration or the online premise registration. If you do the PDF version, mail it to the Board of Animal Health to obtain your Premise number.



Shearwell RFID Tag: In order for your lamb to be eligible to show at the state fair they must have an RFID tag in their ear. If your sheep already has an RFID tag other than the Shearwell tag, that will fit the requirement. However, if you plan on showing your lamb at the state fair and they do not currently have an RFID tag, they need to be tagged with a Shearwell RFID tag at tag-in day on May 3rd or 4th. The price of the tag is \$3.

3. Siblings are allowed to co-enroll animals on their enrollment. The animals do not need to be entered under each member profile. As long as all information is entered under one of the siblings, this will allow multiple siblings the opportunity to show the animal. You will need to decide who is showing what when we make entries in fairentry, which is done later on.
4. Please be sure to read the Clay County 4-H sheep requirements in the Terms and Conditions for further rules and policies. The Clay County Terms and Conditions can be found on our website at <https://tinyurl.com/yr6njcb>.
5. 4-H'ers who plan to show their sheep at the Indiana State Fair can view the project and entry requirements via their website at [www.indianastatefair.com](http://www.indianastatefair.com). Please refer to their website for updates and deadlines as well. Currently, the project information has not been updated for 2024, but will be available soon. When the entry information becomes available, more information will be sent out.

The dates of the 2024 Indiana State Fair are August 2 - 18. You can find the livestock schedule here: <https://bit.ly/36o6vcff>

**6. GROOMING POLICY:** 4-H Exhibitors may receive clipping and grooming assistance from members of their immediate family (father, mother, and siblings), legal guardian, from a current Indiana 4-H member, and from individuals enrolled in the Indiana 4-H Animal Ethics Program.

All grooming information and online forms can be found at <https://bit.ly/4261Xzh>.

All groomers must be registered and approved by **July 1, 2024** to be able to assist at the Clay County fair. If you have questions on if you need to have someone register, please call the Extension Office.

**7. HEALTH:** Health papers will not be required for the sheep project. However, at fair check in the Sheep Superintendent will check for any signs of disease. The animal must not show symptoms of a communicable disease at the time of arrival and throughout the remainder of the fair week. For more information on sheep health requirements call the Indiana Board of Health at (877) 747-3038. **Animal check in is scheduled for July 12<sup>th</sup> from 6:00 to 9:00 p.m. and July 13<sup>th</sup> from 7:00 - 10:00 a.m. Animal release begins at 9:00 pm on Thursday July 18<sup>th</sup>, those who leave early without special permission are subject to penalization.**

**8. Indiana 4-H Quality Livestock Care:** *All Livestock Exhibitors must complete the Indiana 4-H Quality Livestock Care training.* This is a new program that is replacing the previous Youth for the Quality Assurance Program or YQCA. This program is currently only offered in-person. If you are not able to attend one of the in-person trainings, the YQCA online program will fill the requirement for the quality care training. This can be done at [yqcaprogram.org](http://yqcaprogram.org). If you complete it online, you **MUST** provide your certificate of completion to the Extension Office (email it to [aevinger@purdue.edu](mailto:aevinger@purdue.edu) or bring it in during office hours Monday-Friday 8 am to 4 pm). Clay County Farm Bureau has generously offered to sponsor the program, so in person trainings are **FREE**. However, if you decide to complete the program via the internet, there is a \$12.00 fee.



Please call the ExtensionOffice (812-448-9093) to RSVP for an Indiana 4-H Quality Livestock Care training session or follow the link next to your select date to register. Members must be registered *BEFORE* attending a training.

All training's will be held at **6:30pm** in the Exhibit Hall on the following dates:

- March 25,2024 - <https://claycomarch25qlctraining.4honline.com>
- April 30,2024 - <https://claycoapril30qlctraining.4honline.com>
- May 22,2024 - <https://claycomay22qlctraining.4honline.com>
- June 19,2024 - <https://claycojune19qlctraining.4honline.com>

**10. 4-H Livestock Auction:** For 2024 we will have a live auction on **Friday July 19th** beginning at **6:00 pm** with an animal lineup that will have Beef, Dairy, Goats, Poultry, Rabbits, Sheep and Swine. The auction will follow the same guidelines as in years past with a buyer that will provide us with peg prices and animals will have the option to be shipped, processed, or kept depending on the buyer's choice. You will need to have a market animal to elect for the auction in order to be a part of it as normal procedure, these animals will not be eligible to show at the Indiana State Fair.

Good Luck this year with your animals. If you have any questions, please contact the Extension Office at 812-448-9041.


Sincerely,

*Natalie*

Natalie Korniak  
Purdue Extension Clay County  
4-H Youth Development Educator

*Ashley*

Ashley Evinger  
Purdue Extension Clay County  
4-H Program Assistant





## CLAY COUNTY 4-H SHEEP

\*Updated for 2024

4-H Club Leaders: Laura Van Horn – (812)878-4617 ([tvanhorn@ccrtc.com](mailto:tvanhorn@ccrtc.com))  
and Hannah Thompson – (812)691-0224 ([hkvanhorn@yahoo.com](mailto:hkvanhorn@yahoo.com))

### ENROLLMENT:

- a) Premise ID numbers are required
- b) Enrolled animals must be owned by the 4-H exhibitor by said deadline of **May 15, 2024** and must be under the continuous care, responsibility, and ownership through the date of the show, except where change of ownership was to 4-H member's complete ownership. Siblings will be allowed to co-enroll sheep on 4HOnline.
- c) 4-H members must be enrolled in Clay County 4-H and in the Sheep Project on 4HOnline by the annual Spring ID Day (**May 4<sup>th</sup> & 5<sup>th</sup>, 2024**).
- d) All 4-H market lambs and ewes must be enrolled on [4HOnline](#) and identified with a county ID tag by the Annual Spring ID Day (**May 4<sup>th</sup> & 5<sup>th</sup>, 2024**). Registered ewes may use a flock tag for identification, but must be identified at tag-in. All market lambs will be weighed at this time for the Rate of Gain competition also.
- e) All market lambs and commercial ewes exhibiting at the Indiana State Fair must be RFID tagged at Tag Day. All sheep must have a DNA Hair Sample turned into the Extension Office by **May 15, 2024** at 4:00 p.m. to be eligible for State Fair.
- f) County Fair class entries will be due by **June 28, 2024** on [FairEntry.com](#).

### HEALTH:

- a) All sheep must be unloaded outside of the barn.
- b) All sheep must be free of blankets when unloaded at the fair.
- c) No animal may enter the barn until inspection of the animal is completed by a veterinarian or the Sheep Superintendent(s).
- d) All sheep must have no more than ¼" wool growth at county fair check-in with the exception of breeding stock intended to be shown as fitted.
- e) No sheep may be exhibited that are showing signs of being infected with ringworm.
- f) No sheep may be exhibited that are showing signs of prolapsing.
- g) Health rules as provided by the Indiana State Board of Animal Health will be followed. In case of a health question, a veterinarian will be contacted.
- h) All female 4-H sheep projects (regardless of age) must be identified with the USDA approved plastic ear tag in order to be exhibited at shows unless it is registered and has a registration tag.
- i) **SCRAPIES CONTROL IN SHEEP.** All sheep from an area not declared scrapies free by the U.S.D.A. must be treated by a method approved by the U.S.D.A. and the board of animal health within fifteen (15) days prior to the opening date of the exhibition.

### GROOMING:

4-H Exhibitors may receive clipping and grooming assistance only from members of their immediate family (father, mother, and siblings), from a legal guardian, from a current Indiana 4-H member, and from individuals enrolled in the Indiana 4-H Approved Animal Grooming Assistance Program. Please contact the Extension Office with questions on how to be approved or to see if you are already on the approved groomers list.

### PENNING:

- a) The Superintendent will assign stall space prior to bringing sheep to the Fairgrounds.
- b) Sheep exhibitors will furnish bedding materials.
- c) No muzzles are allowed on the sheep at any time.
- d) Pens must be cleaned and inspected by the superintendent or a member of the barn committee on the night of release.
- e) There will be a pen/stall fee of no more than \$5 per pen/stall due at the beginning of fair. Please see your leader for further communication on this closer to fair.



## SHOW:

- a) All 4-H Livestock must be shown by a current Clay County 4-H member.
- b) The Mini 4-H Show will include Kindergarten, 1st, and 2nd graders that are enrolled in the Clay Co. Mini 4-H program and entered in the sheep project by **June 17, 2024**.
- c) If two animals are in the same class, a substitute showman (current Clay County 4-H member) may be selected by the 4-Her. Members must notify the leaders of all substitutions before the show begins.
- d) No ice is to be used on lambs. Cold, wet towels can be used. Ice can be used under the sheep's chin if sheep is overheated. This is with the approval of the Sheep Superintendent.
- e) No foreign objects are to be inserted or placed inside the sheep, except by a licensed veterinarian at the fairgrounds and/or approved by the Sheep Superintendent.
- f) **Ten market lambs, ten breeding ewes, one pair of ewe lambs, and one pair of yearling ewes may be exhibited by the 4-H member.**
- g) All breeding animals shown in breeding classes must be ewes.
- h) Breeding classes for registered breeding stock will be provided for all recognized breeds.
- i) Clay County show does not require registration papers; however, the State Fair does and breeds will need to pass classification.
- j) Market Class Lambs can be wethers or ewes (No Rams!). Market lambs will be divided into classes by breed, and then by weight at the superintendent's discretion.
- k) If an exhibitor has two animals that fall in the same weight class, they may show one animal in the next heavier class providing they have no other entry in that class.
- l) Ewe lambs may be shown in breeding class or market class, NOT in both classes
- m) The Grand Champion Market Lamb will be selected from all the breed champion market lambs. A Reserve Grand Champion Market Lamb will be selected from the remaining breed champions and the reserve breed champion to the Grand Champion.
- n) The Grand Champion Ewe will be selected from all the breed champion ewes. A Reserve Grand Champion Ewe will be selected from the remaining breed champions and the reserve breed champion to the Grand Champion.
- o) For market lambs, including wethers and ewes only Clay County tags will be allowed during the time of exhibit. Clay County tags are a five-digit tag.

## SHOW CLASSES:

Ewe Lambs	Pair of Ewe Lambs	Yearling Ewes
Pair of Yearling Ewes	Market Lambs	

## AWARDS

Breed Champion Ewes	Breed Champion Market Lambs	Top 5 Ewes	Top 5 Market Lambs
Wayne Stearley Legacy Award	Grand Champion Clay County Born & Raised Market Lamb	Grand Champion Clay County Born & Raised Supreme Ewe	Champion Rate of Gain Market Lamb
Good Shepherd Award	Champion & Res. Champion Junior, Intermediate and Senior Showmanship	Champion & Res. Champion, Champion of Champions Showmanship	

## BORN & RAISED:

- a) **The Born and Raised sheep must be raised by the Clay County 4-H member. Exhibitor must notify sheep Superintendent at time of tagging weigh-in/tagging if their animal is homegrown.**
- b) The Grand Champion and Reserve Grand Champion Born and Raised selection will be held immediately following the selection of the Grand Champion and Reserve Grand Champion.
- c) Classes for the Born and Raised will be determined by weight.
- d) The number of classes will be determined by the sheep superintendents.
- e) If a 4-H member has two animals that fall in the same weight class, he or she may show one animal in the next heavier class providing that he or she has no entry in that class. If both fall in the heavier class, both may be shown in that class.



## **RATE OF GAIN:**

The Rate of Gain award will be presented to the market animal that has gained the most weight from tag-in day to the weigh-in at the fair.

## **SHOWMANSHIP:**

4-H members who participate in 4-H sheep showmanship classes may only show their own animals that will be exhibited by them in a regular 4-H class.

- a) **Junior Showmanship – 3<sup>rd</sup> through 5<sup>th</sup> graders** as of **January 1, 2024** are eligible. Once an exhibitor is the overall Junior showman, the 4-Her is only eligible to compete in the Intermediate showmanship class the following year.
- b) **Intermediate Showmanship – 6<sup>th</sup> through 8<sup>th</sup> graders** as of **January 1, 2024** and anyone who was won Junior Showmanship. Once an exhibitor is the overall Intermediate showman, the 4-Her is only eligible to compete in the Senior showmanship class the following year.
- c) **Senior Showmanship – 9<sup>th</sup> through 12<sup>th</sup> graders** as of **January 1, 2024** and anyone who has previously won Intermediate Showmanship. The winning 4-Her is eligible to compete in the Champion of Champions classes in the same year and future years once he or she has won senior.
- d) **Champion of Champions Showmanship** – All previous Senior Division Champions, including the **2024** Senior Division Champion.

## **STATE FAIR INFORMATION:**

- a) Entries required by June 1st or by the date set by the Indiana State Fair on the Exhibitor Corners website (<https://bit.ly/3SMqDra>).
- b) All market lambs and crossbred ewes must have an RFID tag, 5-digit county ear tag and a DNA sample.
- c) 4-H/FFA Wool Show and Trimming Contest entries are made in July and on the State Fair online site.
- d) All registered ewes must have an RFID tag, can be identified by the ear tag that corresponds to the tag number listed on the Ewes registration paper and a DNA sample.

## **Indiana 4-H Quality Livestock Care Training**

To exhibit beef cattle, dairy cattle, swine, sheep, goats, poultry and rabbits, 4-H members must be certified through the Indiana 4-H Quality Livestock Care Training. This is an annual program that can be completed in-person by attending one of the classes on the following dates at the Fairgrounds:

- **March 25, 2024**
- **April 30, 2024**
- **May 22, 2024**
- **June 19, 2024**

## **CLAY COUNTY 4-H LIVESTOCK AUCTION:**

Only animals in market classes may sell.

The Livestock Auction/Benefit for the Barns Event will be held upon the conclusion of the fair. In order to be eligible, you must show an animal at the fair and have a designated animal for auction. A small percentage auction fee will be deducted from each member's check. Detailed auction information will be finalized closer to fair.

## **WOOL SHOW**

- a) Each exhibitor is limited to two (2) fleeces in the show. Fleeces will be placed in proper class by the wool judge.
- b) Fleeces will be displayed at the Exhibit Hall except when being judged at the sheep show.
- c) Fleeces must be from the member's sheep flock animal. All fleeces for exhibit must be tied with paper twine (Standard wool twine).
- d) Exhibitor must sign fleece(s) in with superintendent on same day of Livestock check in.


**REFERENCES:**

- [Purdue Extension Sheep Project](#)
- [Indiana State Fair Book](#)

**IMPORTANT SHEEP DATES:**

<b>May 3, 2024 (5:00 – 7:00 PM)</b>	Sheep ID Day at the Fairgrounds
<b>May 4, 2024 (9:00 – 11:00 AM)</b>	Sheep ID Day at the Fairgrounds
<b>May 15, 2024</b>	Deadline to enroll sheep online—The enrollment will not be complete if your sheep are not enrolled online. Exhibitors who fail to register their animals online before the May 15th deadline will not be eligible to exhibit sheep at the county or state fair.
<b>May 15, 2024</b>	DNA Samples must be returned to office if going to State Fair.
<b>June 17, 2024</b>	Mini 4-Her's must be signed up to participate in sheep show.
<b>June 28, 2024</b>	Fair Entry due
<b>TBD</b>	Deadline to register Sheep online for the State Fair.
<b>July 13-19, 2024</b>	Clay County Fair
<b>July 12, 2024 (6 – 9:00 PM)</b>	Sheep check-in at Clay County Fair
<b>July 13, 2024 (7 – 10:00 AM)</b>	Sheep check-in at Clay County Fair
<b>July 14, 2024</b>	Mini 4-H Sheep Show
<b>July 16, 2024 (9:00 AM)</b>	Sheep show at Clay County Fair
<b>July 18, 2024</b>	Sheep released
<b>July 19, 2024</b>	Clay County livestock auction
<b>August 2 - 18, 2024</b>	Indiana State Fair
<b>August 2 - 3, 2024</b>	State Fair Lamb Shows
<b>August 8-10, 2024</b>	State Fair Breeding Ewe Shows





## Animal Identification

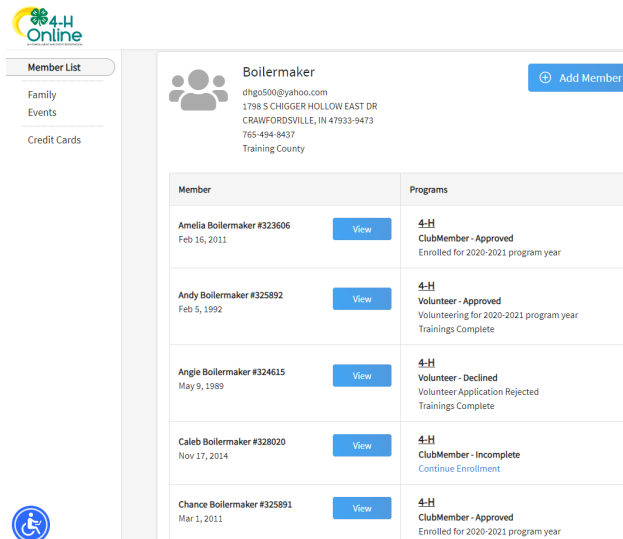
4-H members (Grades 3 – 12) must identify all Beef and Dairy Cattle, Goats, Horses, Llamas, Sheep and Swine in the 4-H Online system by the species deadline or earlier county deadline if applicable to be eligible for exhibition.

- Beef and Dairy Beef Steers, Beef Heifers, Beef/Dairy Feeder Calves, Dairy Cattle, Goats, Horses, Llamas, Sheep, and Swine must be entered into 4-H Online no later than May 15, 2024.

## Animal Identification in 4-H Online

Please complete the following steps to identify your livestock in the 4-H Online system.

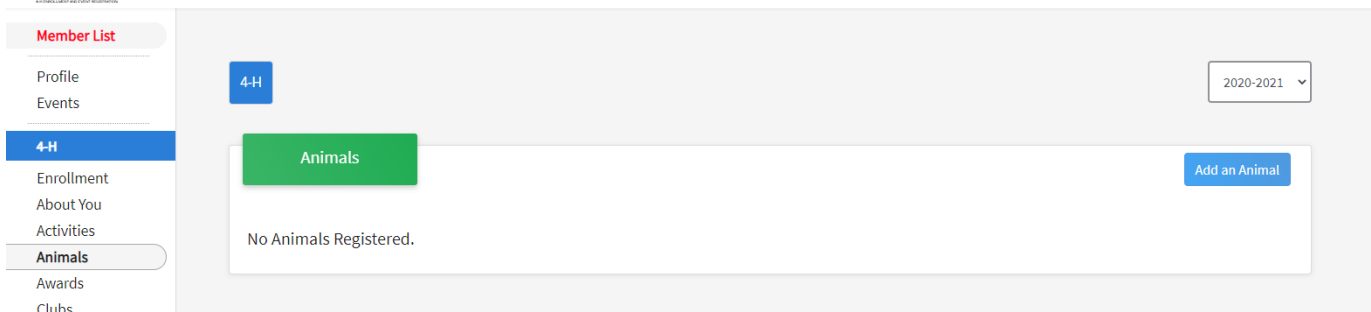
1. Login to your family profile at: <https://v2.4honline.com> using your family email address and password associated with your 4-H enrollment record.
  - a. If you have forgotten your password, please use the 'Reset password' option on the 4-H Online login page, and you will be sent a new temporary password.
  - b. If you have forgotten your family email address or turned in a paper 4-H enrollment form, please contact your local Purdue Extension Office for assistance.
2. Click View next to the Member's record for whom you would like to add an animal



The screenshot shows the 4-H Online Member List interface. On the left is a navigation menu with 'Member List' selected. The main content area shows a profile for 'Boilermaker' with contact information and an 'Add Member' button. Below this is a table listing members and their program statuses.

Member	Programs
Amelia Boilermaker #323606 Feb 16, 2011	4-H ClubMember - Approved Enrolled for 2020-2021 program year
Andy Boilermaker #325892 Feb 5, 1992	4-H Volunteer - Approved Volunteering for 2020-2021 program year Trainings Complete
Angie Boilermaker #324615 May 9, 1989	4-H Volunteer - Declined Volunteer Application Rejected Trainings Complete
Caleb Boilermaker #328020 Nov 17, 2014	4-H ClubMember - Incomplete <a href="#">Continue Enrollment</a>
Chance Boilermaker #325891 Mar 1, 2011	4-H ClubMember - Approved Enrolled for 2020-2021 program year

3. Click Animals in the navigation pane.
4. Click the blue "Add an Animal" button. (even if you have previous year animals that can be registered again, click "Add an Animal")

The screenshot shows the 4-H Online 'Animals' page. The left navigation pane has 'Animals' selected. The main content area features a '4-H' badge, a dropdown menu set to '2020-2021', a green 'Animals' button, and a blue 'Add an Animal' button. Below these elements, it states 'No Animals Registered.'

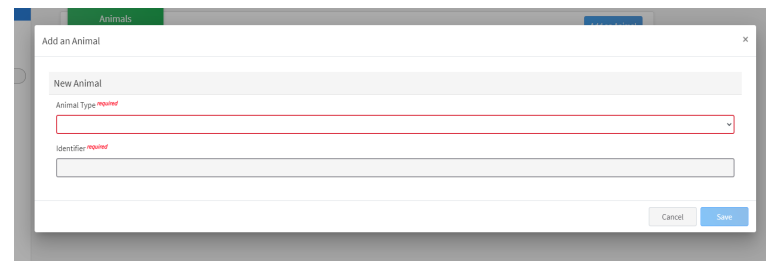
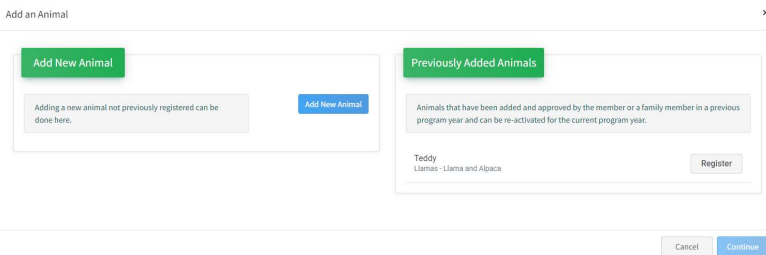




5. Click on "Add New Animal" to start adding a new animal **or** if you have animals that carry over from the previous year you **"Register"** those. Animals that can be registered from previous years **must be REGISTERED** every year by completing this step. You cannot select a previous year and assume they are there. Animals that carry over are Dairy Cattle Females, Horse&Pony, Llama&Alpaca, Dairy Goat Females, and Pygmy Goats (move onto step 9 if registering previous animal).
6. Select the appropriate animal type from the drop-down menu.
7. Enter the required Tag, Tattoo, or Animal Name as directed for the first step that will then allow you to proceed to the remaining identification process. (see Key) →
8. Click Save.

### Key

Animal Type	Required Identifier	What do I put in this field?
Beef and Dairy Beef Steers	Tag	5-digit County Tag
Commercial and Market Heifers	Tag	5-digit County Tag
Beef Cow-Calf Pair	Tag	Calf's tag
Beef Feeder Calves	Tag	5-digit County Tag
Beef Registered Heifers	Tattoo	Tattoo
Dairy Feeder Steers	Tag	5-digit County Tag
Dairy Cattle Females	Animal Name	Animal's name
Dairy Goat Females	Tattoo	Tattoo
Dairy Goat Wethers	Tattoo	Tattoo or NA (if not applicable)
Meat Goats	Tattoo	Tattoo or NA (if not applicable)
Pygmy Goats	Tattoo	Tattoo, Microchip, or Scrapie ID
Horse and Pony	Animal Name	Animal's name
Llama and Alpaca	Animal Name	Animal's name
Sheep	Tag	5-digit County Tag or Scrapie ID (commercial ewes) or registration number (breeding ewes)
Swine Barrows	Tattoo	Earnotch (Pig's Right Ear-Pig's Left Ear)
Swine Gilts	Tattoo	Earnotch (Pig's Right Ear-Pig's Left Ear)



9. Read the on-screen instructions for Animal ID requirements for County Fair and Indiana State Fair Exhibition.
10. Click on the button "Show Questions" after reading the instructions.
11. Required fields are indicated, but be sure to complete all other visible fields as applicable.
12. Click next once completed. If animals have been carried over, the ID information will already be there.
13. Upload any files if required or necessary for the particular Animal type. For animals that are carried over, new photos and files must be uploaded each year.
14. Click next once completed.
15. Review the entered information. Use the Back button at the bottom of the page to return to the previous screen to make corrections if needed.
16. Once the entered information is correct and reviewed, click the Submit button.
17. The animal information will display on the screen with the status, created, modified, and submitted date and time stamp (local time). You will also receive a confirmation email upon submission.
18. To add more animals for the same member repeat steps 3-17. To add animals for another member return to the Member List and View another member.

**\*\*Note\*\*** Members are able to edit Animal ID information until the species specific Animal ID deadline of **May 15, 2024**. Click on the Animals tab from your account at any time to view the status for all of the animals for a member in the family.

## Family Enrollment of Animals

Animals are automatically co-enrolled within the same family (Siblings and step-siblings). The animals may be identified under a single 4-H member in 4-H Online and be exhibited by a different sibling listed in the same family profile. **With this capability in 4-H Online, animals do not need to be entered under each 4-H member in the family.** The exhibit management program will allow a member to select to exhibit any animal identified by the family in 4-H Online. It is suggested that at least 1 animal be identified by each member enrolled in the project.