


Marshall County, The Garden Gate

Published by: Marshall County Extension Staff,
Ag & Natural Resources Educator

Krystyna Hyczyk,
ANR Support Staff

Phone: 574-935-8545 Email: marshces@purdue.edu



DROP BOX AVAILABLE!!!
At the South entrance of the county building is a drop-box, labeled **payment box**. Label whatever you are putting in it for the Extension office and you can drop things off **AFTER HOURS!**



Purdue Extension Marshall County Ag & Natural Resources
www.facebook.com/marshallanr



Marshall County Master Gardeners
www.facebook.com/marshallcountymastergardeners



Find our Website: <https://extension.purdue.edu/Marshall>



Extension - Marshall County

PURDUE EXTENSION
MASTER GARDENER PROGRAM

Purdue University is an equal access / equal opportunity / affirmative action institution



Extension - Marshall County

PURDUE UNIVERSITY COOPERATIVE EXTENSION SERVICE

Marshall County

112 W. Jefferson St. Rm. 304

Plymouth, IN 46563

Cooperating with U.S. Department of Agriculture

Address Service Requested

Garden Gate

NEWSLETTER

Marshall County Master Gardener

June Update

Meeting attendees: Shirley Demotteo, Ken Waite, Roy Danforth, Pat Popa, Dave Kaiser, Pat Kaiser, Tamara Libersky Needham, Caitlin Spencer, Harold and Sheryl Diedrich, Amy and Roy Heinke, Amanda Boener, Marion Ellis, and Mary Wojcik. Dave Kaiser did a mini presentation on his self-watering container set up that he has been very successful with. He uses basic supplies found at the hardware store to make his containers. If you are interested in more information chat with Dave!

Harold Diedrich also presented the group with an Aphid Trap. The trap uses a yellow plastic up and some Vaseline to catch and trap aphids. You can use the cup to gauge how many aphids you have on your property as well.

The group discussed the upcoming Fair and Marshall County Master Gardener Fair Booth. The group will continue with the theme of gardening in climate change by featuring watering systems, rain barrels, and bringing in succulents and herbs which are both tolerant to droughty conditions. Master Gardeners as asked to help man the booth and/or bring in a display or succent/herb to help decorate the booth.

There will be a rain barrel raffle with the donated barrel from the Recycle Depot. The group also discussed shirts. There was discussion on shirt differences for Master Gardeners and associate members. Krystyna provide some design options



July

- 8– Lakeside Lavender @ Laporte
- 10– Monthly Meeting and Fair Prep
- 14– All Entries Due for Open Class
- 16– Ice Cream Crank Off
- 19– Bake-a-Rama
- 14-22 Marshall Co. Open Class
- 15-21 Marshall Co. Fair -MG Booth

August

- 14– Board Meeting @ 6PM
- 14– Monthly Meeting @7PM

September

- 4– Office Closed
- 11– Monthly Meeting and Plant Swap

Submit your Volunteer and Educational Hours!

In order to stay an active member you will need 12 hours of volunteer time, 6 hours of educational hours, and you will need to fill out the Annual Agreement each year!

<https://www.purdue.edu/mg-volunteer/login.php>

If you would like to turn in or call in your hours in to our office to be recorded you send them to:

**Marshall Co. Extension
Office
574-935-8545**





www.facebook.com/marshallcountymastergardeners




www.facebook.com/marshallanr



[smore https://www.smore.com/u/purdueboilmaker](https://www.smore.com/u/purdueboilmaker)



Extension <https://extension.purdue.edu/Marshall>



2023 Master Gardener Officers

President: Harold Diedrich 574-936-4546
 Vice President: Barbara White, 574-936-6725
 Secretary: Krystyna Hyczyk 574-806-0848
 Treasurer: Carol Nelson, 574-315-5577

Board Members

Amy Heinke
 Ken Waite
 Deborah Howard
 Lynn Fitzpatrick

Inside this issue...

Welcome new ANR Educator.....	4
MG Fair Booth Schedule.....	5
Squash vine Borers.....	6-7
Food Pres. Workshops.....	8-9
Yew.....	10
Master Gardener Calendar.....	11
Purdue Field Days.....	12
MG Basic Training / Farmers' Market at Fair.....	13
May 27th Plant Sale.....	14
Lakeside Lavender directions.....	15
Helping Local Community	16-17

to work with and logos that can be used for the shirts. There will be more discussion for a decision on shirts at the upcoming Board meeting in August. For the Fair Master Gardeners should wear a plain green shirt and their name tags when working at the booth. Associate members can wear just a green shirt. The group also discussed a possible collaboration with the local Unity Gardens in the upcoming year and increasing the presence of Master Gardeners within the community. The Lakeside Lavender trip is scheduled for July 8th. Please RSVP by July 3rd 574-935-8545 Ex. 0 if you would like to attend. There is no cost to attend this trip. The MG group has been invited to Caitlin Spencer's cut flower farm in August. More information to follow.

UPDATED Master Gardener July Meeting

July 10, 2023

Greenhouse and Hydroponic System Tour

Tour starts promptly at 6:00 PM

120 Tulip Circle, Bremen IN 46506

MG Meeting to follow at 7:00 PM

Carol Nelson's House: 915 Sunrise Drive, Bremen IN 46506

Trip to Lakeside Lavender

(Corrected) July 8, 2023

Meet at 10:00 AM CT at the farm

273 W Johnson Rd, La Porte, IN 46350

Please RSVP 574-935-8545 by July 3rd

Welcome Brianna

Please welcome our new Ag and Natural Resource Educator Brianna Slonaker. Her first day in the office will be July 3rd. Please read a little bit about her.

Brianna grew up in Plymouth, Indiana (Marshall County) on her family's row crop farm, along with raising beef cattle. She was a 10-year 4-H member in Marshall County, having shown dairy beef and swine. Through her family's farm and working with several organizations in the state, she became passionate about the dairy industry and helping others enhance their knowledge about agriculture.

After high school, Brianna attended Purdue University majoring in Agriculture Education with a minor in Crop Science. During her time at Purdue, she was involved with several organizations such as the Purdue Dairy Club, Purdue Dairy Judging Team, American Dairy Association - Indiana Ambassador, Indiana Association of Agricultural Educators, and Indiana Farm Bureau of Marshall County.

In her free time, she enjoys spending time with her family and working with animals. Whether that is with the family's beef herd, looking at dairy cattle, or training dogs, you'll find Brianna cherishing these moments. She is excited to come home and be working in her home county for her community and with Purdue Extension!



Helping our Local Community

By Pat Popa and Pat Kaiser, Master Gardener Interns

The entrance sign landscaping was planted this year by resident Joyce McFadden along with residents and Master Gardener interns Pat Popa and Pat Kaiser. The group discussed the importance of plant selection for their landscaping and how to choose the most appropriate plants before planting. The following is a description of each individual plant along with some facts about the selection.

Calibrachoa is a popular garden annual that blooms continuously from planting until frost and is ideal for containers, hanging baskets, or raised beds. Two colors were chosen for the pots, yellow and red. These petunia look-alikes offer a wide range of flower colors and patterns that look great by themselves, or when combined with other plants. They are heat and drought tolerant.

Lantana is a durable and reliable (perennial – where hardy, Zone 7 and above) is moderately drought tolerant, deer resistant, salt tolerant and generally pest free.

Graceful Grasses (King Tut) Actually not a grass but grass-like. It will take full sun and soil moisture is moderate. This is a taller grass-like that adds drama to the landscape. Greenish flower spikelets can measure 1 inch across. This plant was chosen to add height to the container.

Geranium Rocky Mountain Orange was chosen for its bright summer color and compliments our sign directly above the container. Quick growing and has large abundant flower heads that bloom all season long. They are high stress tolerant and very versatile. They also attract butterflies and hummingbirds.

Master Gardener

FAIR BOOTH SCHEDULE

Sat July 15 -SET UP 9AM-12PM	Sat July 15 5PM-9PM	Sun July 16 5PM-9PM
Mon July 17 5PM-9PM	Tues July 18 5PM-9PM	Wed July 19 5PM-9PM
Thurs July 20 5PM-9PM	<p>Please let us know if you can help with set up, a display, or decorations for the booth. We will feature herbs and succulents at the booth.</p> <p>If you have a display you would like to share please bring it to the Fair Booth at the Commercial Building on Saturday July 15th.</p>	
<p>Don't forget to log your volunteer hours!</p>		

If you have any questions you can contact our office 574-935-8545

Please sign up for a time slot to man the booth at the Marshall County Fair. Associate members are not required to make a display or man the booth. Please RSVP your spot(s) to Krystyna at 574-935-8545, Extension 0, or khyrczyk@purdue.edu

Squash vine Borers: All is not Always Lost!

extension.umn.edu University of Minnesota

Squash How to identify squash vine borers

Adults


- Adult moths are unique in that they fly during the day and mimic wasps.
- Moths are about 1/2 inch long with an orange abdomen with black dots.
- The first pair of wings are metallic green while the back pair of wings are clear. The back wings are folded when they are at rest, and may not be seen clearly.

Eggs and larvae

- Eggs are flat, brown, and about 1/25 inch long.
- The larvae are white or cream-colored with brown heads, growing to almost an inch in length. Vine Borers: All is not always lost!

Biology

- There is one generation per year.
- Squash vine borer adults emerge in late June or early July, from cocoons in the ground.
- After emerging, squash vine borers lay eggs singly at the base of susceptible plants.
- Eggs hatch in about one week and the resulting larvae bore into stems to feed.
- Larvae feed through the center of the stems, blocking the flow of water to the rest of the plant.
- Larvae feed for four to six weeks, then exit the stems and burrow about one to two inches into the soil to pupate.
- They remain there until the following summer.



Black and orange squash vine borer moths are swift fliers.



Squash vine borer larvae somewhat resemble maggots. Here we can see the frass lining the hole where the larvae was removed from the base of a pumpkin plant.

Monitoring

- Check your squash for the presence of adult borers starting the last week of June. There are two methods for detecting squash vine borer adults.
- Watch for their activity in the garden. These moths are easily noticed given their distinct black/orange coloration, as well as a rather loud buzzing noise when they fly.



Master Gardeners and interns are invited to visit Lakeside Lavender and Herb Farm on July 8th at 10:00 AM CT / 11:00 AM ET. Address is 273 W Johnson Rd, La Porte, IN 46350.

Directions from Plymouth Area:

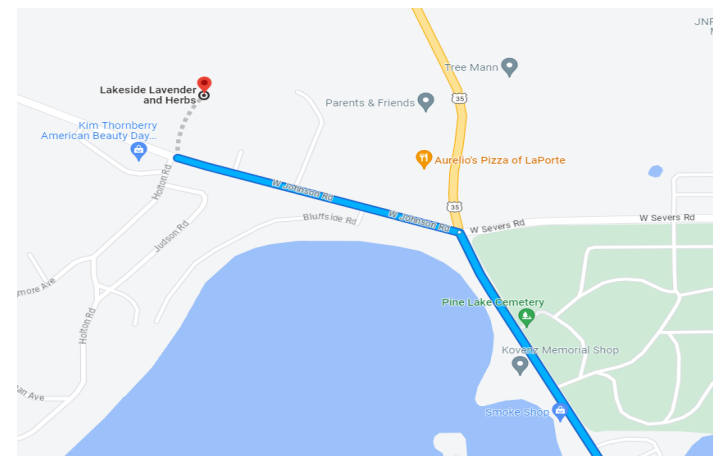
Take Hwy 30 West toward Grovertown / Hamlet. Then take the exit north toward Laporte on Hwy 35. After Pine Lake Cemetery in Laporte you will turn left onto Johnson Rd. Destination will be on the right hand side.

Directions from Culver /Argos Area:

Take Hwy 10 West toward Bass Lake. Take a right to turn onto Hwy 23 North. Take Hwy 23 north to Hwy 30. Turn left onto Hwy 30 West. Then follow directions above from Plymouth.

Directions from LaPaz / Walkerton:

Take Hwy 6 west toward Walkerton. Turn right onto Hwy 104 heading north. Continue straight from Hwy 104 to Hwy 4 near Salem Heights. In Laporte take a Left onto Hwy 2/ Lincoln Hwy southwest. Then turn Left on Indiana Ave / Hwy 35 north. Continue north on Hwy 35 in Laporte. After Pine Lake Cemetery in Laporte you will turn left onto Johnson Rd. Destination will be on the right hand side.



2023 Farmers' Market Plant Sale –May 27th



Thank you to all who helped make our plant sale a success!

Harold, Barb, Carol, Debi, Shirley, Amy, Tamara, Caitlin, Susan, Diana, Roy, Donna, Diana, and Krystyna. Also thank you to Chet and Jane Hall, Diane Parsons, and Erminia Wamsley for your plant and pot donations.

- For trapping, use a container (e.g. pan, pail, bowl) colored yellow and filled with water, and a drop of dish-soap (break surface tension). Squash vine borer adults are attracted to yellow. They will fly to the container and be trapped when they fall into the water. Place traps by late June, checking your traps at least once a day.

Physical Control: You may be able to save infected plants!

If your crop is still successfully attacked by borers, you can try to kill the borer inside the vine. Keep in mind that you may not be able to save the plant but it is possible!

As soon as wilting is noticed, use a sharp knife to cut a slit in the affected stem. Slice carefully up the vine until you locate the borer (or borers). Once you have killed any borers with the tip of the knife, **mound moist soil over the cut area and keep this spot well watered. New roots may grow along the cut stem, allowing the plant to survive.**

Cultural Control

If you had issues with squash vine borer in the previous growing season, make sure to rotate away from the area and destroy crop residue. There are different levels of squash vine borer resistance among the types of squash. Butternut squash is less susceptible to squash vine borer than Hubbard and acorn squash.

During the season, exclusion can be effective in preventing squash vine borer damage.

- Floating row covers placed over susceptible plants during moth flight will prevent adults from laying eggs.
- Row covers can be placed when crops start to vine or when squash vine borer is flying in your area.
- It is important to anchor the sides of the row cover for effective exclusion.

Row covers will need to be removed once crops start to flower to allow for pollination.

Only a few seats left available RSVP for upcoming Food Preservation Workshops!

Preserve It Now... Enjoy It Later

Boiling Water Bath Canning Workshop

- Lecture/ Resources
- Hands On Practice
- Take Home Product

Date: July 13th

Time: 10:00 AM - 2:00 PM ET

Location: Argos United Methodist Church
570 N Michigan St
Argos, IN 46501



For workshop specific questions, contact: **Karen Richey**
krichey@purdue.edu



Register at: <https://cvent.me/QDXbYW>

Cost: \$30.00

Class Size limited to: 9 participants

Registration & Payment due by: July 5, 2023

For additional information and a listing of other food preservation workshops through Purdue Extension go to: <https://bit.ly/393hmtY>

Join Purdue Extension Master Home Food Preservation instructors to learn the basics of boiling water bath canning through education and a hands-on workshop. Participants will prepare and process a recipe to take home.

Purdue University is an equal access / equal opportunity institution



PRIVATE PAGE just for our Master Gardeners
www.facebook.com/groups/217503359656977

PUBLIC PAGE for our community
www.facebook.com/marshallcountymastergardeners

PURDUE UNIVERSITY | Extension | **PURDUE EXTENSION MASTER GARDENER PROGRAM**

2023 KOSCIUSKO COUNTY MASTER GARDENER BASIC TRAINING

Tuesday Evenings
August 15th through November 14th
6:00pm to 9:00pm
Kosciusko County Extension Office

Are you interested in assisting Purdue Extension with home horticulture education our local community? Become a Purdue Extension Master Gardener and receive training in horticulture to equip you to fulfill this educational role through volunteering in a variety of projects.

Contact Emily Kresca for an application.
eluc@purdue.edu or 574-372-2340

Applications due July 21st!

Purdue University is an equal opportunity/equal access/ affirmative action institution.

1st Annual Farmers Market at the Marshall County Fair

Sunday July 16, 2023
7:00 AM—11:00AM ET

**Marshall County Fair-
grounds**
211 W Walnut St. Argos, IN
46501



Purdue Fruit and Vegetable Field Day

THURSDAY, JULY 20, 2023
Purdue Meigs Ag Center
9101 S 100 E, Lafayette, IN 47909

REGISTRATION NOW OPEN!
<https://cvent.me/SzevYD>



PURDUE UNIVERSITY Extension

PURDUE SMALL FARM EDUCATION FIELD DAY 2023

SAVE THE DATE JULY 27, 2023
at the Purdue Student Farm

REGISTRATION NOW OPEN!
<https://cvent.me/ewWN3b>



PRESENTED BY:
PURDUE UNIVERSITY Horticulture and Landscape Architecture

Preserve It Now... Enjoy It Later

Pressure Canning Workshop

- Lecture/ Resources
- Hands On Practice
- Take Home Product

Date: July 20th

Time: 10:00 AM - 2:00 PM ET

Location: Argos United Methodist Church
570 N Michigan St
Argos, IN 46501



For workshop specific questions, contact: **Karen Richey**
krichey@purdue.edu



Register at: <https://cvent.me/319y9Z>
Cost: \$30.00
Class Size limited to: 9 participants
Registration & Payment due by: July 12, 2023

For additional information and a listing of other food preservation workshops through Purdue Extension go to: <https://bit.ly/393hmtly>

Join Purdue Extension Master Home Food Preservation instructors to learn the basics of pressure canning through education and a hands-on workshop. Participants will prepare and process a recipe to take home.

Purdue University is an equal access / equal opportunity institution

So Lush, So Green, and Oh So Poisonous

BY: KEITH JOHNSON

It is that time of year when the yew (pronounced like the letter “U”) is likely in need of a trim to look best as a landscaping plant. Yews have been used as a common landscaping shrub or small tree for decades. They have closely spaced, glossy, rather tough, dark green, linear pointed-end leaves that are 1.5 – 2 inches long. Hard-to-see male and female flowers are found on separate plants and form fleshy red to yellow fruits that contain a single seed.

Many plants have poisonous compounds that can cause all kinds of concerns, and even death, if consumed. The interactions that I have had with veterinarians, suggest that the yew is right at or near the top of plants that cause livestock death. A disheartening scenario is when yew trimmings are thrown over the fence by the livestock owner or neighbor thinking that the trimmings would make a great snack for the livestock. Fresh or dry trimmings, it doesn’t matter. The result will be the same – death.

Yews are hardy perennial landscaping plants, but don’t toss the trimmings to your equine, herd, or flock or they won’t see the light of the next day.



Master Gardener 2023 Calendar

Calendar Designed by Barb White

January 9 th – Board Meeting 6PM 9 th – Monthly Meeting with Roy Danforth Speaker	July 8– Lakeside Lavender Trip @10 AM CT / 11 AM ET 10 th – Meeting and 4H Fair Prep 15-20 th 4H Fair. Sign up for booth! 14-Open Class Project drop off 9AM to 12PM 14– Closed Judging @12:30p 15– Open Class Building Open to the Public @ 5PM
February 13 th – Monthly Meeting. Bob Yoder Speaker “Climate Changes”	August 14 th – Board Meeting 14 th – Monthly meeting. Local Trip to Caitlin Spencer Cut Flower Farm
March 13 th – Monthly Meeting. Plan for Home show. Get supplies for displays. Garden of Florida Presentation– Harold 31– Set up for Plymouth Home Show 3PM drop off items	September 11 th – Monthly Meeting and Plant Swap
April 1-2- Plymouth Home and Outdoor Show 24 th - Perennial’s Galore Trip	October 12– DeGrandchamps Cranberry Harvest Tour in MI.
May 8 th - Board Meeting and Monthly Meeting. Prep Farmers Market. Speaker. 20 and 27- Farmer’s Market Plant Sale 24– Garden Tour @ Chet & Janes Hall Property	November TBD– Annual Extension Board Dinner? TBD– Harvest Dinner?
June 12 th – Monthly Meeting.	December 2– Annual MG Breakfast